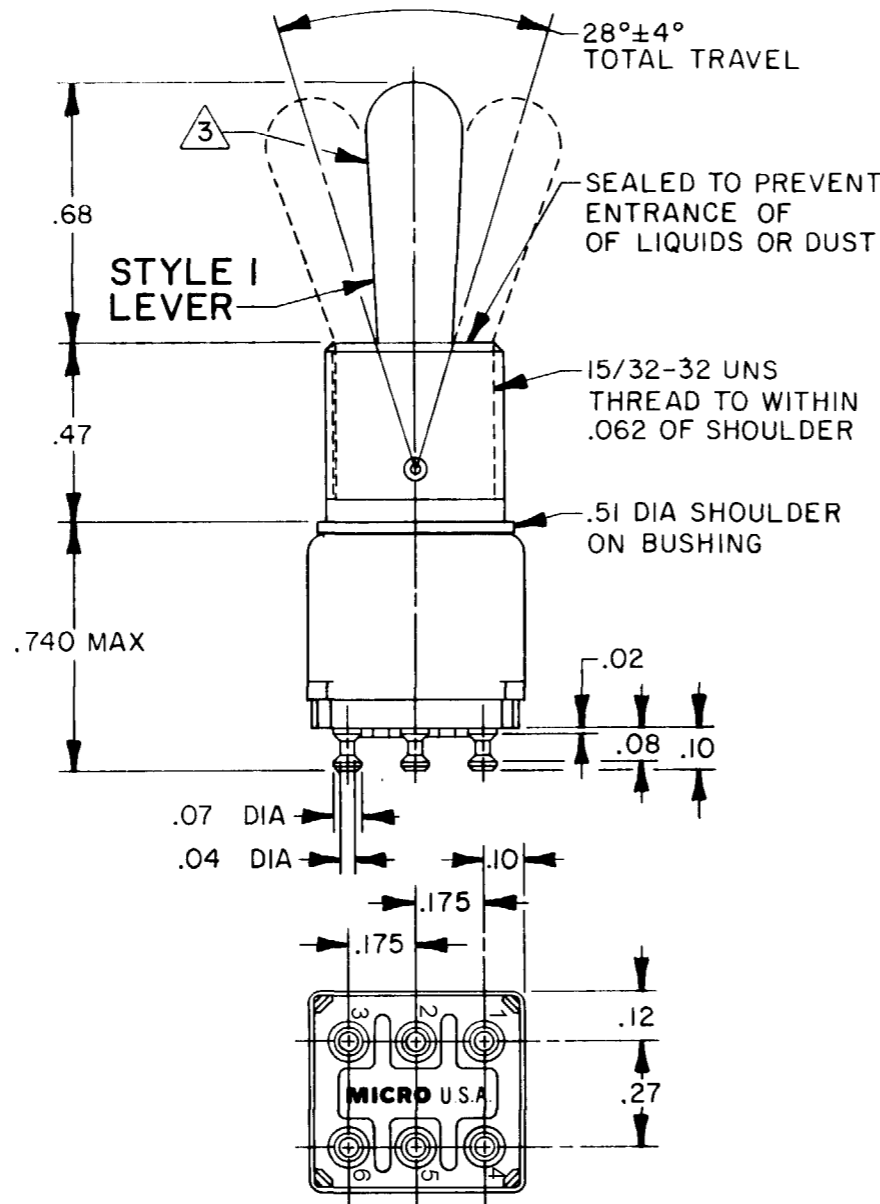
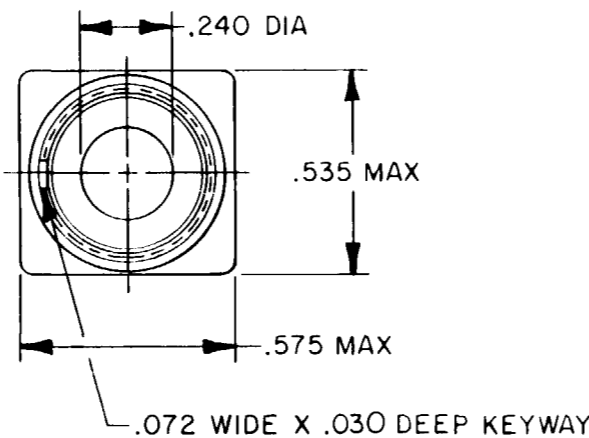
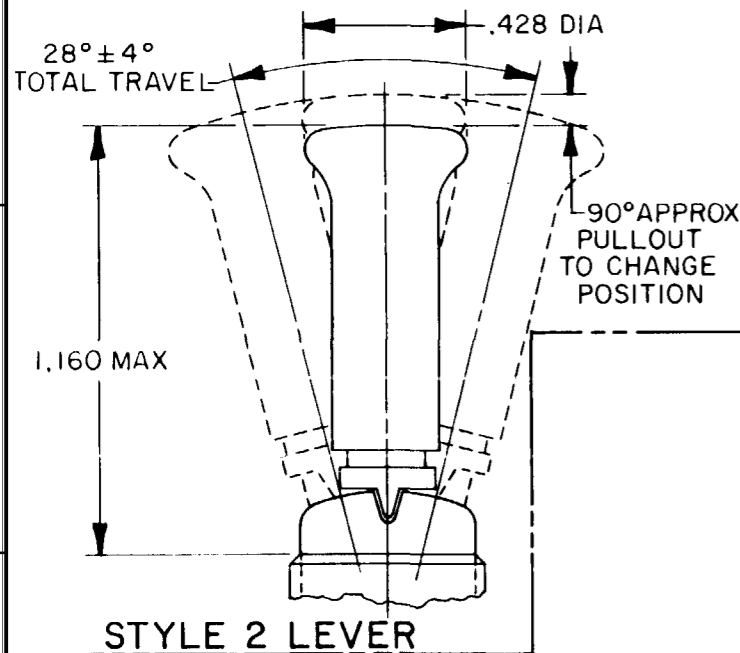


MICRO SWITCH
a Honeywell Division
FED. MFG. CODE 91929

SWITCH - TOGGLE

CATALOG LISTING
12TW8-70 SERIES

CHART 1



ELECTRICAL DATA			
CODE L117 5A-125 VAC			
CATALOG LISTING	AVAILABLE LOCKING COMBINATIONS FOR CONFIGURATION SEE LETTERING DETAILS	STYLE NUMBER	
12TW8-70	NONE	1	
12TW8-70/4	E, L, N	2	
"A" 4 LOCKED IN THREE POSITIONS	"B" 4 LOCKED IN CENTER AND EXTREME POSITION (KEYWAY SIDE)	"D" 4 LOCKED OUT OF CENTER POSITION	"E" 4 LOCKED IN CENTER POSITION
"G" 4 LOCKED IN EXTREME POSITION (KEYWAY SIDE)	"H" 4 LOCKED OUT OF CENTER AND EXTREME POSITION (KEYWAY SIDE)	"J" 4 LOCKED OUT OF CENTER AND EXTREME POSITION (OPPOSITE KEYWAY)	"K" 4 LOCKED IN CENTER AND EXTREME POSITION (OPPOSITE KEYWAY)
"M" 4 LOCKED OUT OF AND INTO EXTREME POSITION (OPPOSITE KEYWAY)	"N" 4 LOCKED OUT OF EXTREME POSITION (OPPOSITE KEYWAY)	"P" 4 LOCKED OUT OF AND INTO EXTREME POSITION (KEYWAY SIDE)	"F" 4 LOCKED IN EXTREME POSITION (OPPOSITE KEYWAY)
CIRCUIT MADE WITH TOGGLE LEVER IN			
KEYWAY SIDE	CENTER	OPPOSITE KEYWAY	
MOMENTARY POSITION	MAINTAINED POSITION	MOMENTARY POSITION	

NOTES

- 1 - FURNISHED UNASSEMBLED
- 2 - TERMINALS ARE PLATED FOR SOLDERING
- 3 - MATTE FINISH
- 4 - SUFFIX LETTER MUST BE ADDED FOR DESIRED TYPE TOGGLE LOCKING. SEE CHART FOR AVAILABLE LOCKING COMBINATIONS. KEYWAY SHOWN ON LEFT SIDE.
- 5 - GOLD PLATED CONTACTS

THIRD ANGLE PROJECTION	
SCALE 2 TO 1	
DO NOT SCALE PRINT	
UNLESS OTHERWISE SPECIFIED TOLERANCES ARE	
ONE PLACE	(.0) ±.030
TWO PLACE	(.00) ±.015
THREE PLACE	(.000) ±.005
ANGLES	±
WEIGHT	

Mouser Electronics

Authorized Distributor

Click to View Pricing, Inventory, Delivery & Lifecycle Information:

[Honeywell:](#)

[12TW8-70E](#)