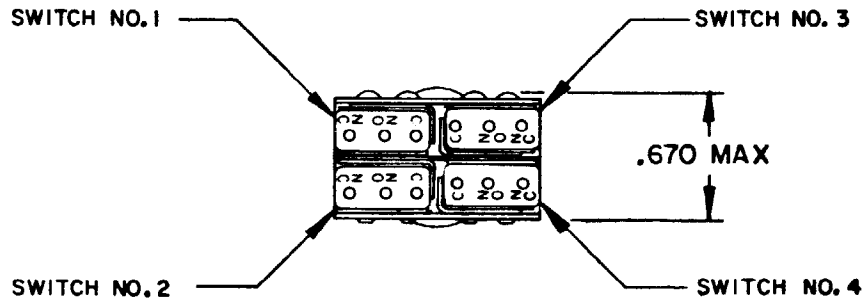
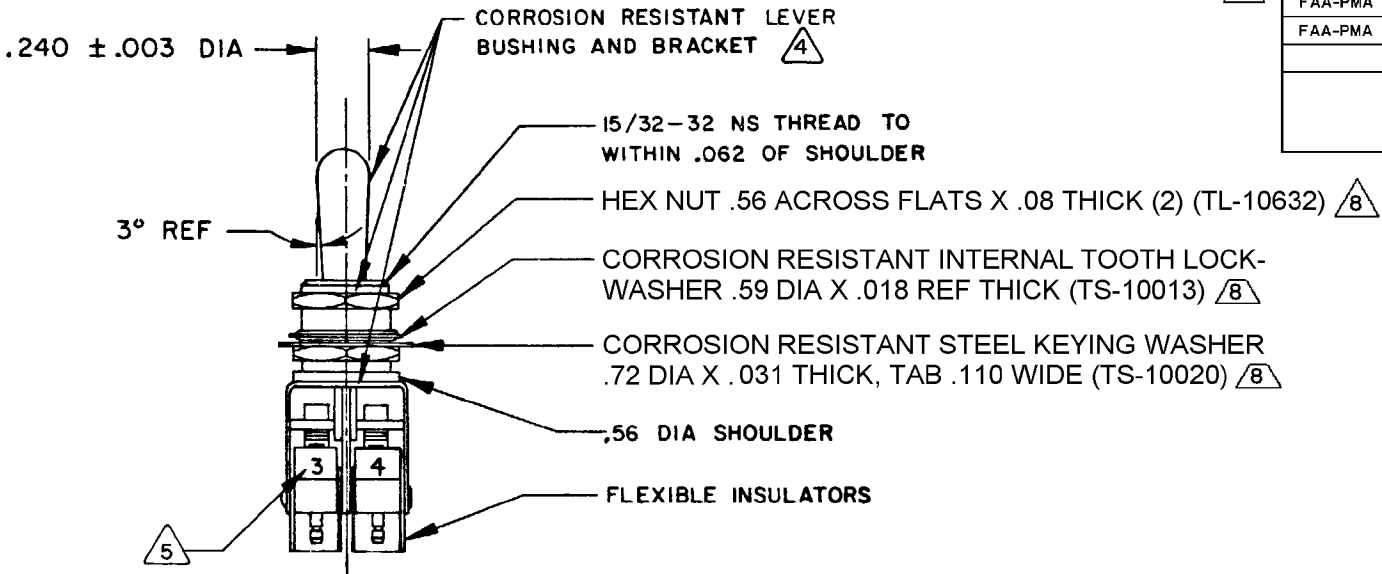
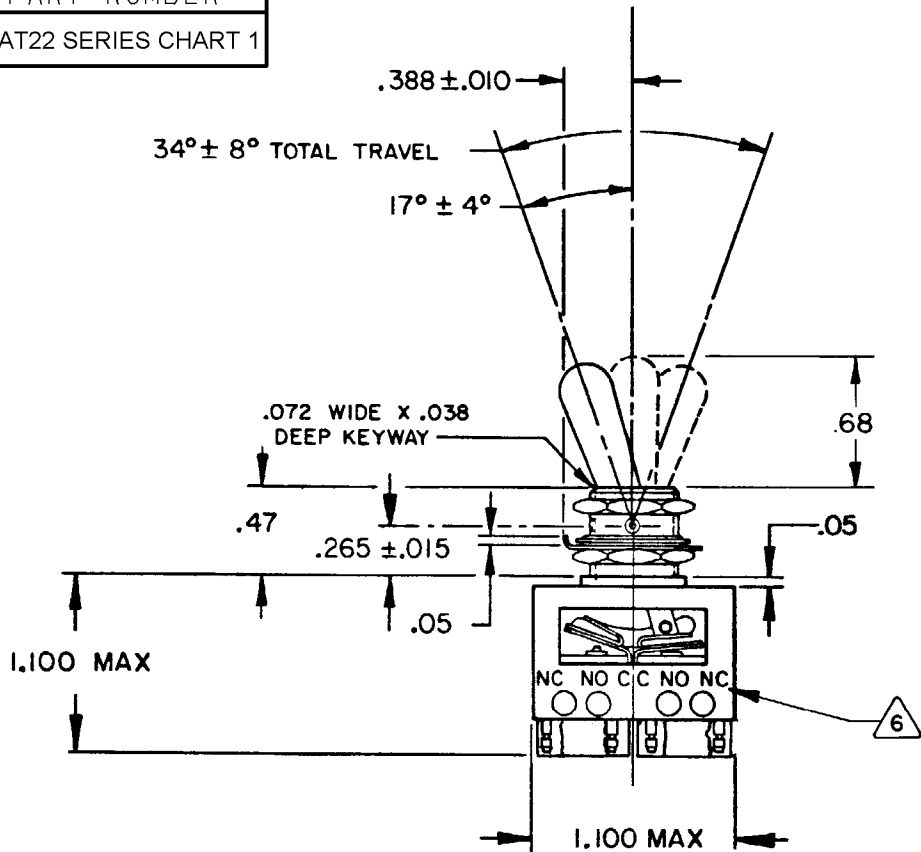


HONEYWELL
PART NUMBER
64AT22 SERIES CHART 1

REV	DOCUMENT	CHANGED BY	CHECK
15	0012331	KSR 07APR05	AK

	CATALOG LISTING	KEYWAY POSITION		CENTER POSITION		OPPOSITE KEYWAY POSITION	
		C - NO	C - NC	C - NO	C - NC	C - NO	C - NC
FAA-PMA	64AT22-1	3,4	1,2	NONE	ALL	1,2	3,4
FAA-PMA	64AT22-3	3,4	1,2	NONE	NONE	1,2	3,4
FAA-PMA	64AT22-5	3,4*	1,2*	NONE	ALL	1,2	3,4
FAA-PMA	64AT22-7	3,4*	1,2*	NONE	ALL	1,2*	3,4*
	64AT22-514	3,4	1,2	NONE	ALL	1,2*	3,4*
* ASTERISK DENOTES MOMENTARY POSITION							



- NOTES:
- 1 - UNIT INCLUDES "21SX" TYPE BASIC SWITCH (4) (MEETS REQUIREMENTS OF MIL-S-8805)
 - 2 - SWITCHES DO NOT NECESSARILY OPERATE SIMULTANEOUSLY
 - 3 - PLATED TERMINALS WILL ACCEPT "AMP INC." .058 DIA. PIN RECEPTACLES
 - 4 - DULL FINISH ON LEVER AND BUSHING
 - 5 - SWITCH NUMBERS MARKED ON END OF BASIC SWITCHES
 - 6 - TERMINAL DESIGNATION STAMPED ON BOTH SIDES OF UNIT
 - 7 - WHEN LEVER IS MOVED OUT OF A MAINTAINED POSITION, IT WILL RETURN OF ITS OWN ACCORD TO THE ORIGINAL POSITION OR THE ADJACENT POSITION. THE TOGGLE LEVER MAY HANG UP BETWEEN THE TWO ADJACENT POSITIONS ONLY BY EXERTING CONSIDERABLE EFFORT
 - 8 - HARDWARE FURNISHED ASSEMBLED WITH SWITCH OR IN PACKET 15PA313-AT PER MIL-PRF-8805
 - 9 - REPLACEMENT MOUNTING HARDWARE PACKET 15PA313-AT
 - 10 - SWITCH MEETS THE REQUIREMENTS OF MIL-PRF-8805/98 EXCEPT INITIAL CONTACT RESISTANCE IS 50 MILLIOHMS MAX AND FINAL CONTACT RESISTANCE AFTER MECHANICAL ENDURANCE IS 600 MILLIOHMS MAX.
- FOR MANUFACTURING DETAIL SEE THE CORRESPONDING ASSEMBLY DRAWING FOR EACH LISTING FOR FAA-PMA.

ELECTRICAL RATINGS			
LOAD	SEA LEVEL		50,000 FT
	28 Vdc (AMPERES)	115 Vac, 60 Hz (AMPERES)	28 Vdc (AMPERES)
RESISTIVE	7	7	4
INDUCTIVE	4	7	2.5

CHARACTERISTICS	ELECTRICAL DATA
OPERATING FORCE	CONTACT ARRANGEMENT S P D T (4)
FORCE TO MOVE LEVER FROM ONE POSITION TO ANY ADJACENT POSITION, 1-5 LB APPLIED .125 ± .030 BELOW TOP OF LEVER	

DESIGN UNITS: INCH	
TOLERANCES UNLESS NOTED:	
NO PLACE X ±	
ONE PLACE .X ±	0.030
TWO PLACE .XX ±	0.015
THREE PLACE .XXX ±	0.005
FOUR PLACE .XXXX ±	
ANGLES ±	
THIRD ANGLE PROJECTION	

DRAWN	CSL	25JAN02
CHECK	SAV	25JAN02
THIS DRAWING COVERS A PROPRIETARY ITEM AND IS THE PROPERTY OF HONEYWELL. THIS DRAWING IS NOT TO BE COPIED OR USED WITHOUT THE PERMISSION OF HONEYWELL.		
INTERPRET PER ASME Y14.5M-1994 OTHER HONEYWELL ENGINEERING STANDARDS MAY APPLY		
RASTER		

Honeywell			
TITLE ASSEMBLY - TOGGLE SWITCH			
SIZE B	TYPE I	DRAWING NAME 64AT22 SERIES CHART 1	REV 15
SCALE FULL	WEIGHT .07 LB EST	SHEET 1 OF 1	

Mouser Electronics

Authorized Distributor

Click to View Pricing, Inventory, Delivery & Lifecycle Information:

[Honeywell:](#)

[64AT22-1](#) [64AT22-3](#) [64AT22-5](#) [64AT22-514](#) [64AT22-7](#)