

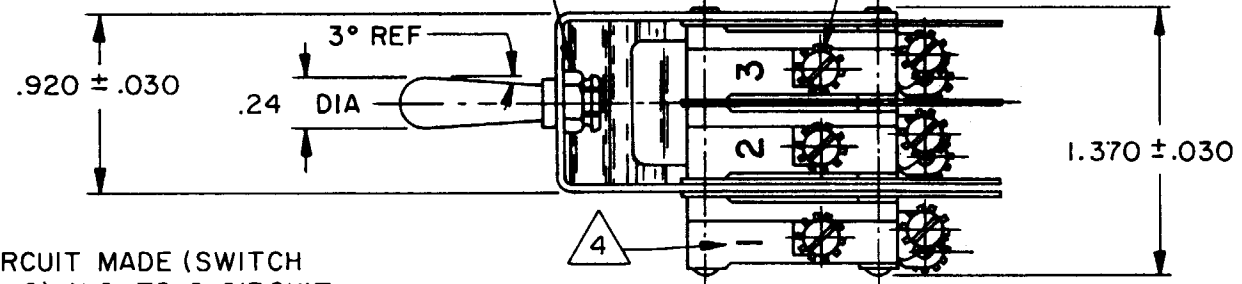
HONEYWELL
PART NUMBER

15AT48

FAA - PMA 

REV	DOCUMENT	CHANGED BY	CHECK
9	0007403	KR 24AUG04	AK

6-32 UNC (LOCKING TYPE NUT)(2)



4-40 UNC X .125 REF ROUND HEAD
TERMINAL SCREWS AND LOCKWASHERSN.O. TO C CIRCUIT MADE (SWITCH
NO. 4,5 AND 6) N.C. TO C CIRCUIT
MADE (SWITCH NO. 1,2 AND 3)
(MAINTAINED POSITION)N.C. TO C CIRCUIT MADE (ALL SWITCHES)
(MAINTAINED POSITION)50° ± 6°
TOTAL TRAVEL

25° ± 3°

N.O. TO C CIRCUIT MADE (SWITCH NO. 1,
2, AND 3) N.C. TO C CIRCUIT MADE
(SWITCH NO. 4,5 AND 6) (MAINTAINED
POSITION)

FLEXIBLE INSULATORS

NOTES

- 1 - UNIT INCLUDES CATALOG LISTING V3-1375 TYPE BASIC SWITCH (6)
- 2 - SWITCHES DO NOT OPERATE SIMULTANEOUSLY
- 3 - BASIC SWITCHES HAVE GOLD ALLOY CONTACTS
-  BASIC SWITCH NUMBER MARKED ON EACH BASIC SWITCH
-  FOR MANUFACTURING DETAIL SEE ASSEMBLY DRAWING 15AT48 FOR FAA-PMA

ELECTRICAL DATA	
CONTACT ARRANGEMENT	
S P D T (6)	
1A-125 VAC	

DESIGN UNITS: INCH
TOLERANCES UNLESS NOTED:

NO PLACE	X	±	
ONE PLACE	.X	±	0.030
TWO PLACE	.XX	±	0.015
THREE PLACE	.XXX	±	0.005
FOUR PLACE	.XXXX	±	
ANGLES		±	

THIRD ANGLE PROJECTION



DRAWN	TSK	25APR83
CHECK	DJW	25APR83
THIS DRAWING COVERS A PROPRIETARY ITEM AND IS THE PROPERTY OF HONEYWELL. THIS DRAWING IS NOT TO BE COPIED OR USED WITHOUT THE PERMISSION OF HONEYWELL.		
INTERPRET PER ASME Y14.5M-1994 OTHER HONEYWELL ENGINEERING STANDARDS MAY APPLY		
RASTER		

Honeywell

TITLE

ASSEMBLY - TOGGLE SWITCH

SIZE	TYPE	DRAWING NAME	REV
B	I	15AT48	9
SCALE	1:1	SHEET	1 OF 1

Mouser Electronics

Authorized Distributor

Click to View Pricing, Inventory, Delivery & Lifecycle Information:

[Honeywell:](#)

[15AT48](#)