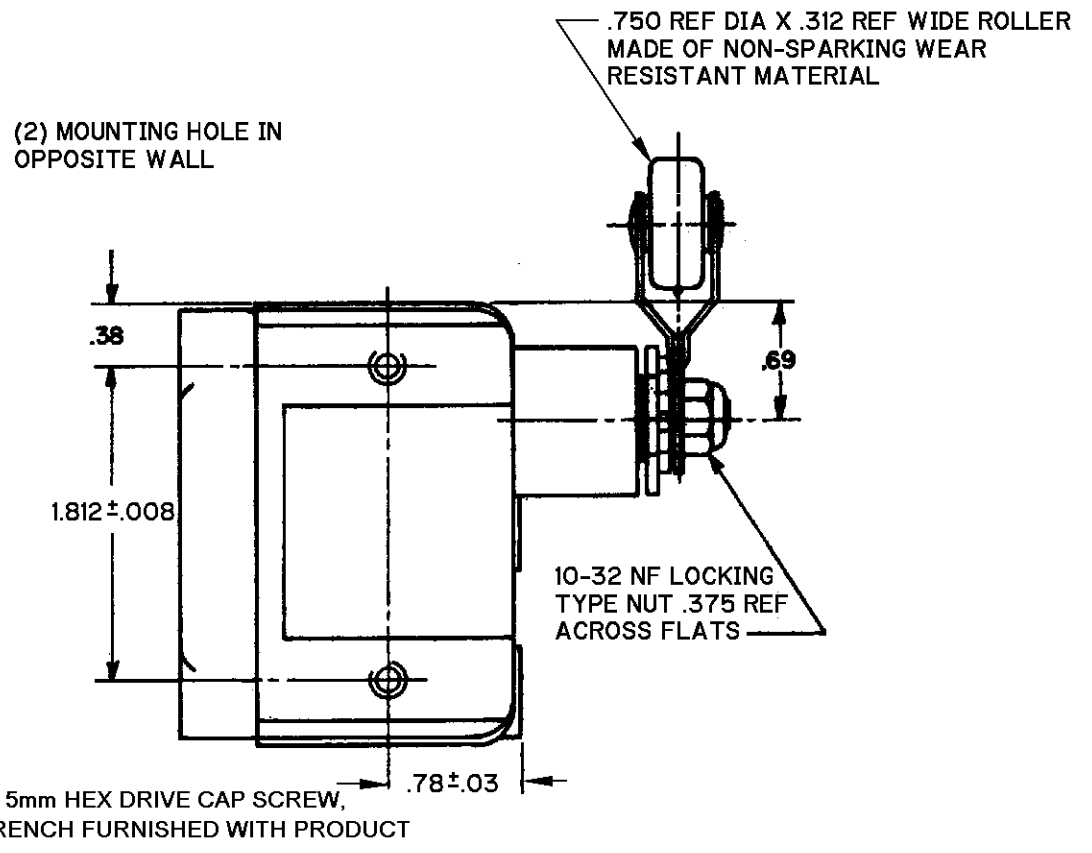
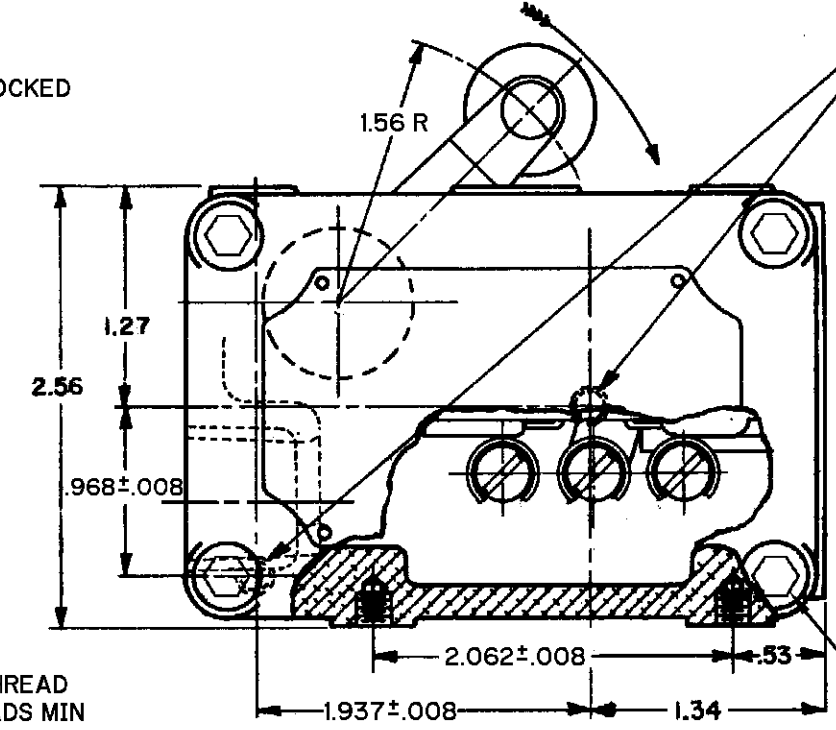
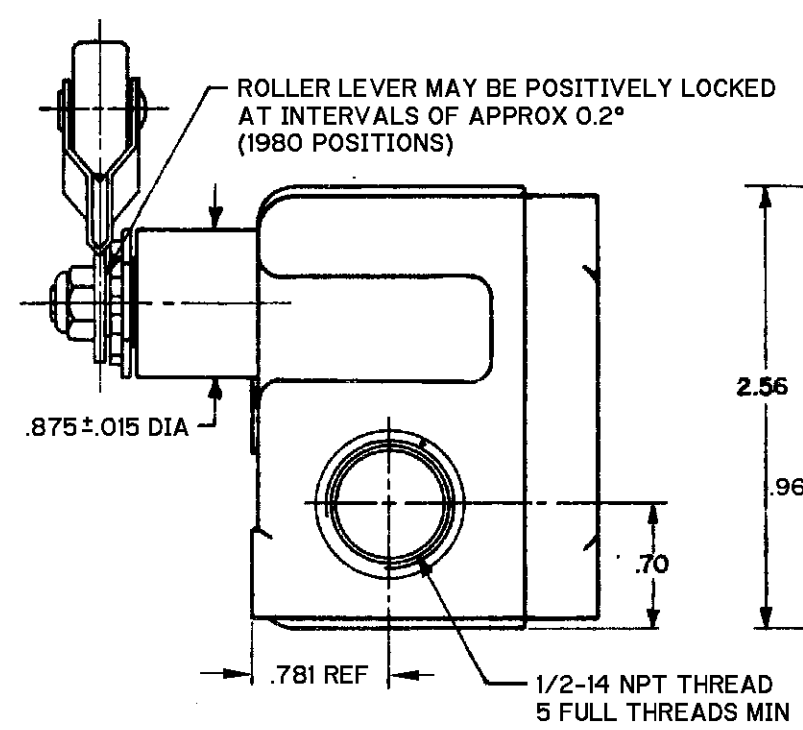
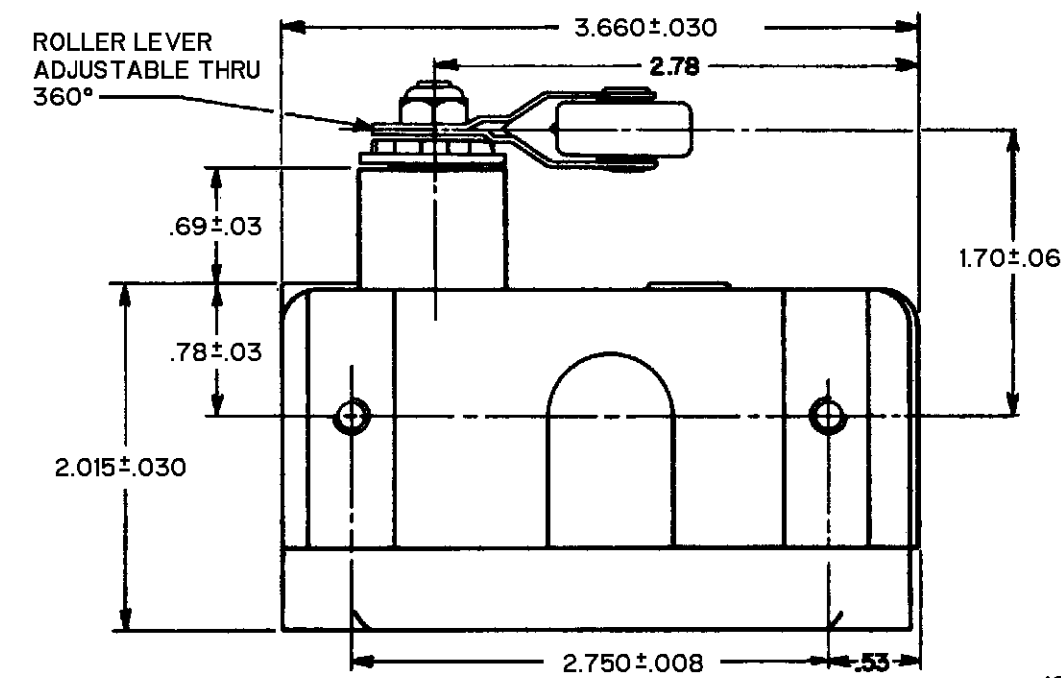
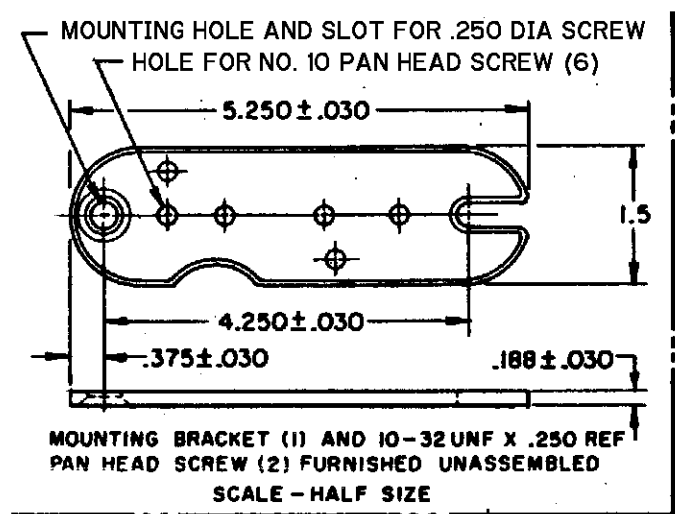


CATALOG LISTING  
EX-AR400  
PAGE 1 OF 1  
REPLACES  
SR-5464  
RELEASE NO.  
CHECK  
25APR05  
AK  
CHECK  
29 SEP 99  
SAV  
CHECK  
29 SEP 99  
TSM  
DRAWN  
29 SEP 99  
RASTER

**MICRO SWITCH**  
a Honeywell Division  
FED. MFG. CODE 91929

**SWITCH - ENCLOSED**  
**EX-AR400**  
CATALOG LISTING



THIS DRAWING COVERS A PROPRIETARY ITEM AND IS THE PROPERTY OF MICRO SWITCH, A DIVISION OF HONEYWELL. THIS DRAWING IS NOT TO BE COPIED OR USED WITHOUT THE APPROVAL OF MICRO SWITCH	
CHARACTERISTICS	ELECTRICAL DATA
OPERATING FORCE - - - - - 8-20 OZ	CONTACT ARRANGEMENT S P D T
RELEASE FORCE - - - - - 4 OZ MIN	L35 5A 125, 250 OR 480 VAC 1/2A 125 VDC, 1/4A 250 VDC
PRETRAVEL - - - - - .219 MAX (8°)	
DIFFERENTIAL TRAVEL - - .007 MAX (1/4°)	
DO NOT OVERTRAVEL MORE THAN 90°	
SWITCH BASIC REPLACEMENT - - - BZ-2R244-P1	

THIRD ANGLE PROJECTION	
SCALE	FULL
DO NOT SCALE PRINT	
UNLESS OTHERWISE SPECIFIED TOLERANCES ARE	
ONE PLACE	(.0) ± .030
TWO PLACE	(.00) ± .015
THREE PLACE	(.000) ± .005
ANGLES	±
WEIGHT	

- NOTES
- 1 - (8) MOUNTING SCREW HOLES, 10-32 NF-28 THREAD X .219 REF DEEP
  - 2 - 8-32 NC X .219 REF TERMINAL SCREWS AND CUPWASHERS
  - 3 - EXPLOSION PROOF - UNDERWRITER'S LAB. INC. LISTED RATING FOR HAZARDOUS LOCATIONS NEMA 7, CLASS I, GROUPS C AND D, NEMA 9, CLASS II, GROUPS E, F AND G
  - 4 - SWITCH WILL WITHSTAND 400°F FOR 100 HOURS
  - 5 - SEAL RATING: NEMA 1

# Mouser Electronics

Authorized Distributor

Click to View Pricing, Inventory, Delivery & Lifecycle Information:

[Honeywell:](#)

[EX-AR400](#)