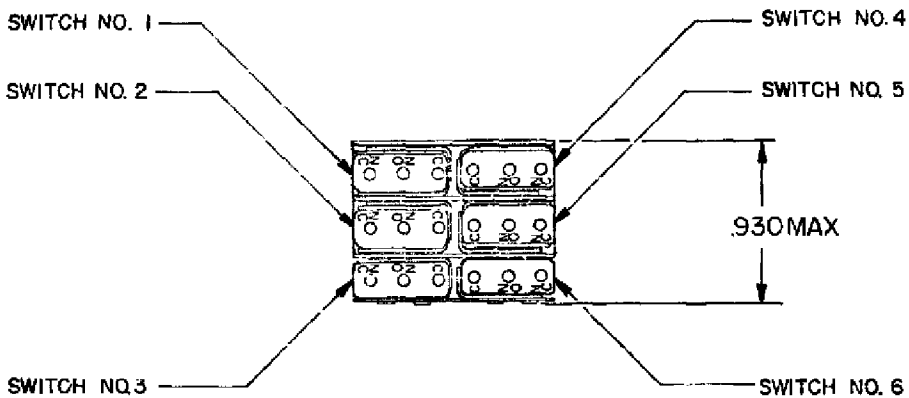
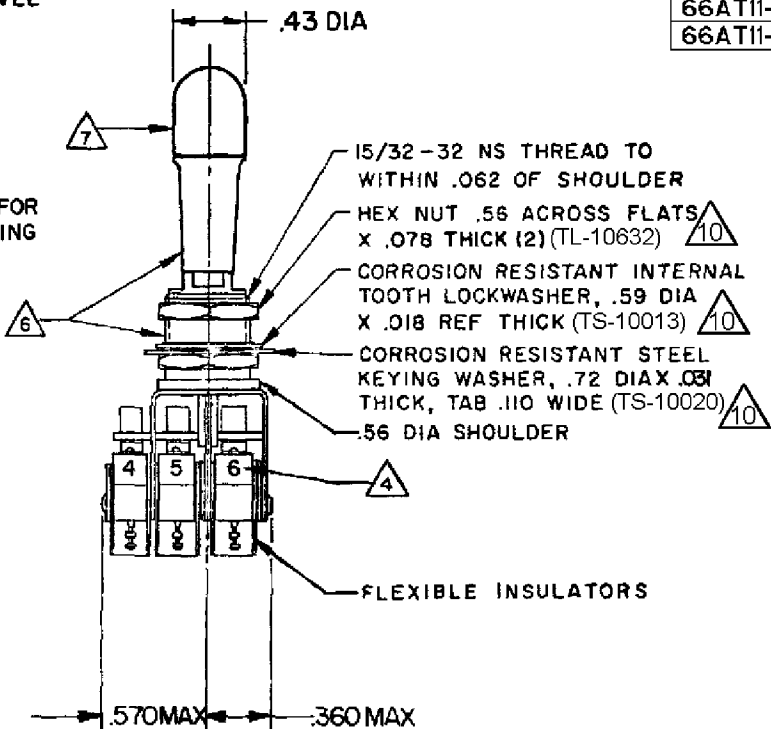
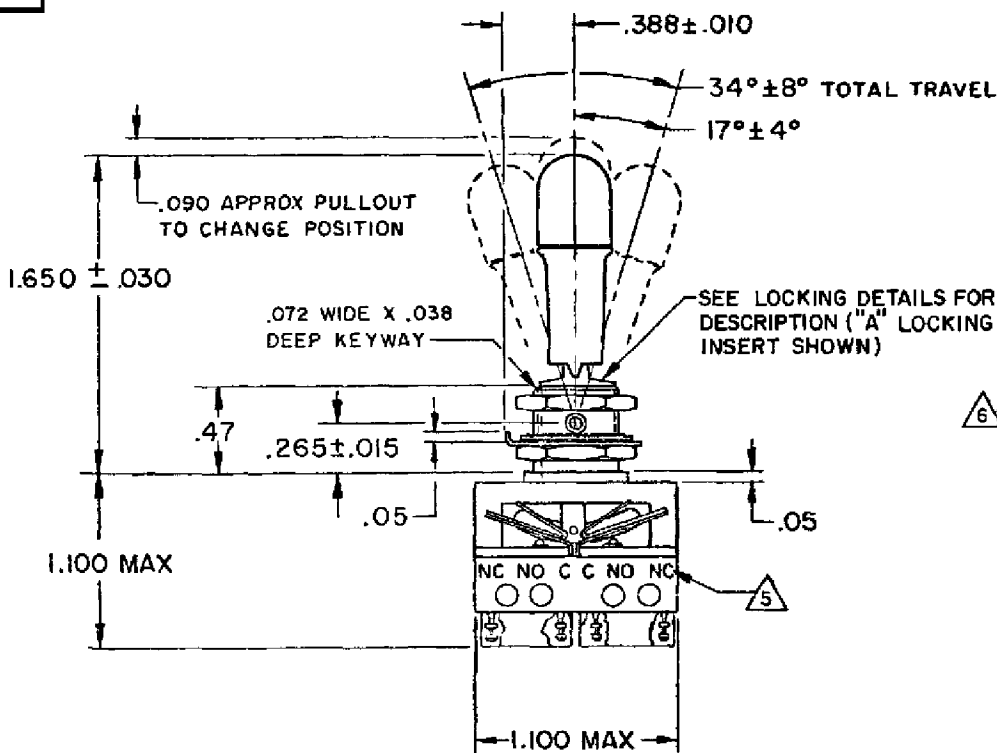


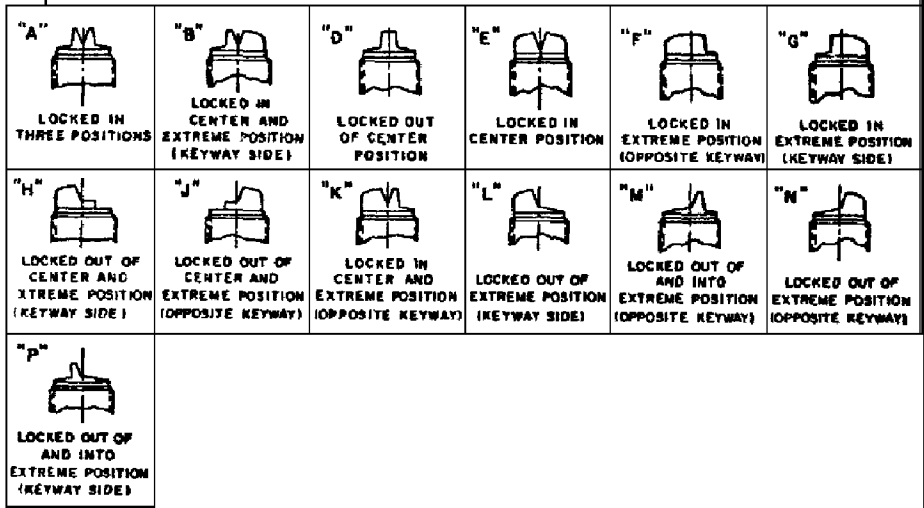
HONEYWELL
PART NUMBER
66AT11 SERIES CHART 2

REV	DOCUMENT	CHANGED BY	CHECK
10	0012387	DVM 08APR05	AK



66AT11-1A	FAA-PMA	CATALOG LISTING	KEYWAY	POSITION	CENTER	POSITION	OPPOSITE KEYWAY POSITION	RECOMMENDED LOCKING COMBINATIONS
66AT11-5K	FAA-PMA		C-NC	C-NO	C-NO	C-NC	C-NO	A,B,D,E,F,G,H
66AT11-5N	FAA-PMA							J,K,L,M,N,P
66AT11-514L	FAA-PMA	66AT11-1	1, 2, 3	4, 5, 6	NONE	ALL	4, 5, 6	1, 2, 3
66AT11-7E	FAA-PMA	66AT11-3	1, 2, 3	4, 5, 6	NONE	NONE	4, 5, 6	1, 2, 3
66AT11-3D	FAA-PMA	66AT11-5	1, 2, 3	4, 5, 6	NONE	ALL	4, 5, 6	1, 2, 3
		66AT11-7	1, 2, 3	4, 5, 6	NONE	ALL	4, 5, 6	1, 2, 3
		66AT11-514	1, 2, 3	4, 5, 6	NONE	ALL	4, 5, 6	1, 2, 3

* ASTERISK DENOTES MOMENTARY POSITION



- NOTE-
- 1 - UNIT INCLUDES "SX" TYPE BASIC SWITCH (6) (MEETS REQUIREMENTS OF MIL-S-6743)
 - 2 - SWITCHES DO NOT NECESSARILY OPERATE SIMULTANEOUSLY
 - 3 - TERMINALS ARE PLATED FOR SOLDERING
 - 4 - SWITCH NUMBERS MARKED ON END OF BASIC SWITCHES
 - 5 - TERMINAL DESIGNATION MARKED ON BOTH SIDES OF UNIT
 - 6 - DULL FINISH ON LEVER AND BUSHING
 - 7 - FLAT WHITE RESILIENT POLYVINYL CHLORIDE (50 DUROMETER APPROX)
 - 8 - SUFFIX LETTER MUST BE ADDED FOR DESIRED TYPE TOGGLE LOCKING (SEE CHART FOR RECOMMENDED LOCKING COMBINATIONS)
 - 9 - FOR REPLACEMENT BUTTON SEE MICRO SWITCH CATALOG LISTING 15 PA 90-6W
 - 10 - HARDWARE FURNISHED ASSEMBLED WITH SWITCH OR IN PACKET 15PA313-AT PER MIL-PRF-8805
 - 11 - REPLACEMENT MOUNTING HARDWARE PACKET 15PA313-AT
 - 12 - FOR MANUFACTURING DETAIL SEE THE CORRESPONDING ASSEMBLY DRAWING FOR EACH LISTING FOR FAA-PMA

ELECTRICAL RATINGS			
LOAD	SEA LEVEL		50,000 FT
	28 Vdc (AMPERES)	115 Vdc, 60 Hz (AMPERES)	28 Vdc (AMPERES)
RESISTIVE	7	7	4
INDUCTIVE	4	7	2.5

CHARACTERISTICS	ELECTRICAL DATA	DESIGN UNITS: INCH TOLERANCES UNLESS NOTED:	DRAWN	GRT	11FEB99	Honeywell TITLE ASSEMBLY TOGGLE SWITCH			
PULLOUT FORCE - - - 3 LB MIN - 5 LB MAX	CONTACT ARRANGEMENT S P D T (6)	NO PLACE X ± ONE PLACE .X ± 0.030 TWO PLACE .XX ± 0.015 THREE PLACE .XXX ± 0.005 FOUR PLACE .XXXX ± ANGLES ±	CHECK	JAF	11FEB99				
		THIRD ANGLE PROJECTION	THIS DRAWING COVERS A PROPRIETARY ITEM AND IS THE PROPERTY OF HONEYWELL. THIS DRAWING IS NOT TO BE COPIED OR USED WITHOUT THE PERMISSION OF HONEYWELL.			SIZE	TYPE	DRAWING NAME	REV
			INTERPRET PER ASME Y14.5M-1994 OTHER HONEYWELL ENGINEERING STANDARDS MAY APPLY			B	I	66AT11 SERIES CHART 2	10
			RASTER			SCALE	-	WEIGHT: .09 LB EST	SHEET 1 OF 1

Mouser Electronics

Authorized Distributor

Click to View Pricing, Inventory, Delivery & Lifecycle Information:

Honeywell:

[66AT11-1A](#) [66AT11-3D](#) [66AT11-514L](#) [66AT11-5K](#) [66AT11-5N](#) [66AT11-7E](#) [66AT11-514G](#)