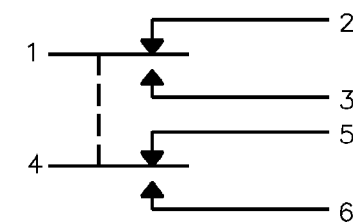
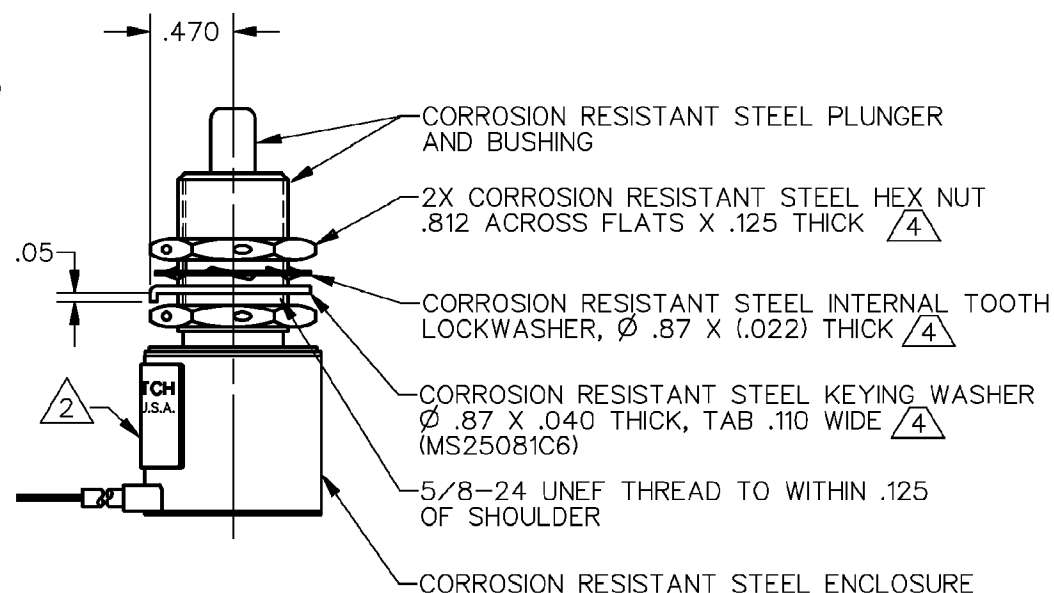
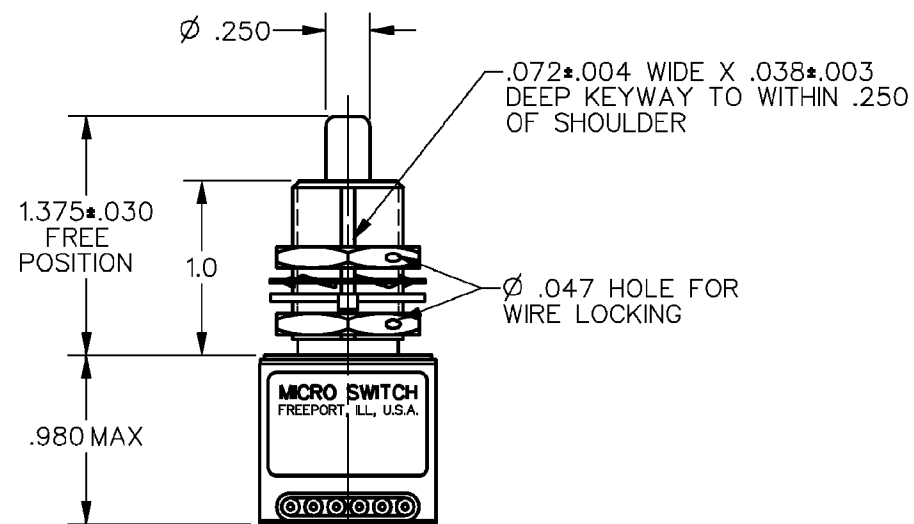
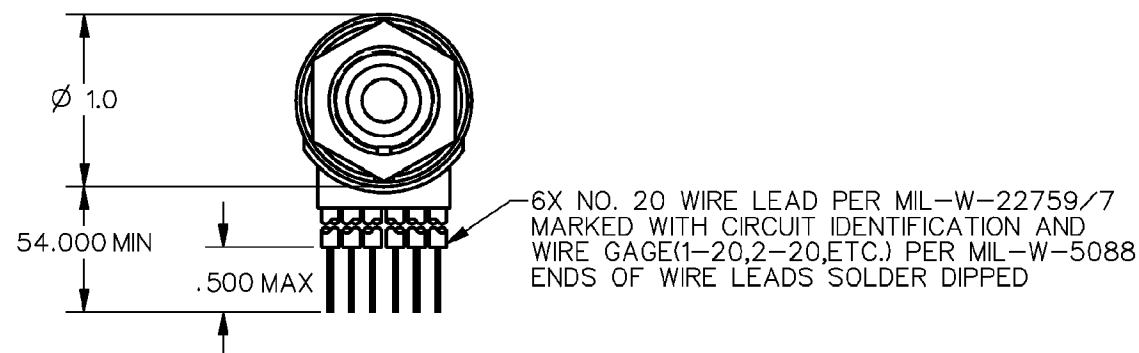


CATALOG LISTING
1CH25



CIRCUIT DIAGRAM

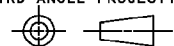


- 1 - SWITCH SEALED PER MIL-PRF-8805, SYMBOL 3
- 2 - MICRO IDENTIFICATION, CATALOG LISTING, CIRCUIT DIAGRAM AND DATE CODE ARE SHOWN ON NAMEPLATE
- 3 - COINCIDENCE OF OPERATING AND RELEASING POINTS:
.010 OF PLUNGER TRAVEL
- 4 - HARDWARE MAY BE PACKAGED UNASSEMBLED PER MIL-PRF-8805

ANSI Y14.5M-1982 APPLIES

THIS DRAWING COVERS A PROPRIETARY ITEM AND IS THE PROPERTY OF MICRO SWITCH. A DIVISION OF HONEYWELL. THIS DRAWING IS NOT TO BE COPIED OR USED WITHOUT THE APPROVAL OF MICRO SWITCH.

THIRD ANGLE PROJECTION



SCALE	FULL
-------	------

DO NOT SCALE PRINT

CHARACTERISTICS	
OPERATING FORCE — — — — —	6-12 LB
FULL OVERTRAVEL FORCE ---	30 LB MAX
RELEASE FORCE — — — — —	4 LB MIN
PRETRAVEL — — — — —	.040 MAX
DIFFERENTIAL TRAVEL — — —	.020 MAX
OVERTRAVEL — — — — —	.250 MIN

ELECTRICAL DATA

CONTACT ARRANGEMENT
2X SPDT

LOAD

28 VDC	
SEA LEVEL	50,000 FT.

RE

4

INI

2

WEIGHT 8.0 OZ MAX

Mouser Electronics

Authorized Distributor

Click to View Pricing, Inventory, Delivery & Lifecycle Information:

[Honeywell:](#)

[1CH25](#)