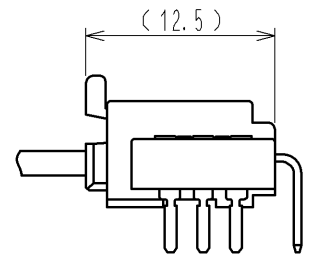
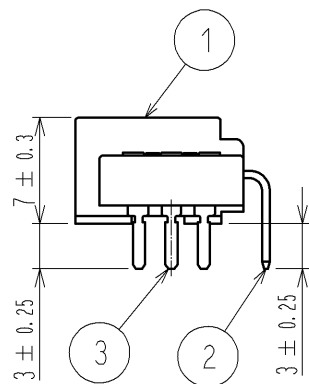
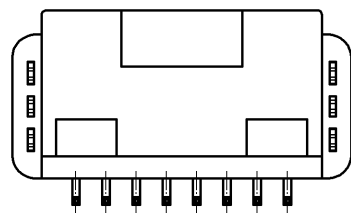
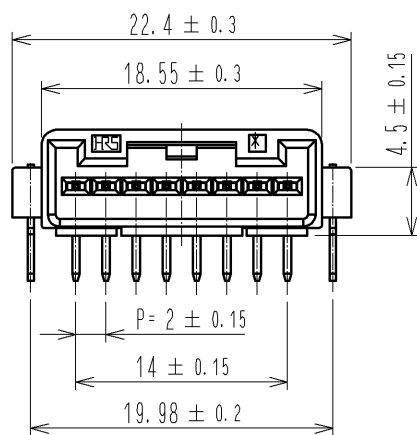
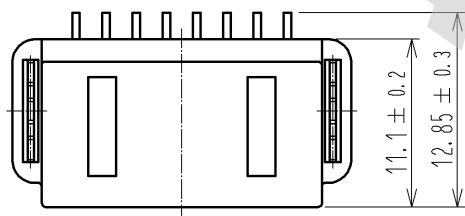
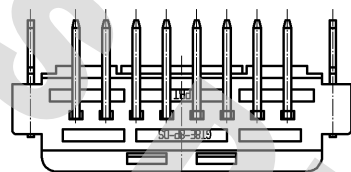
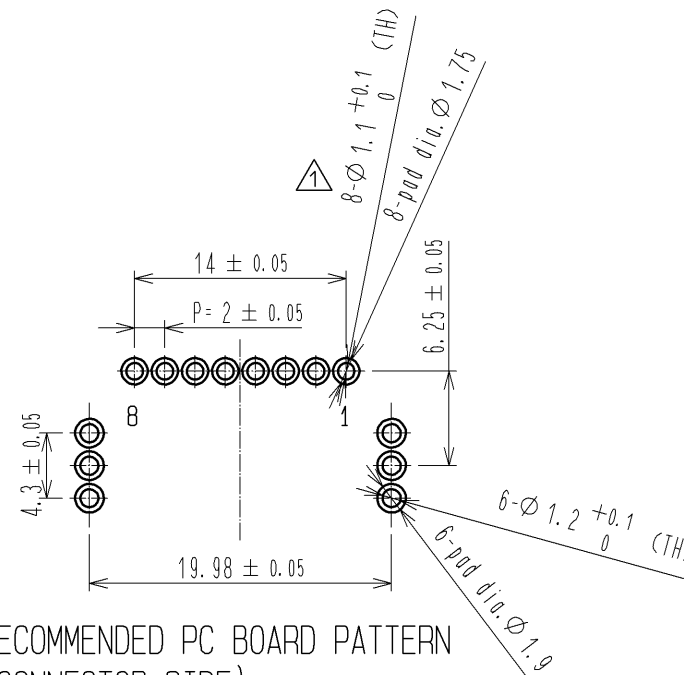


DRAWING FOR REFERENCE: This is subject to change without notice  
08/11/2012

ELV. RoHS COMPLIANT



MATED CONNECTORS



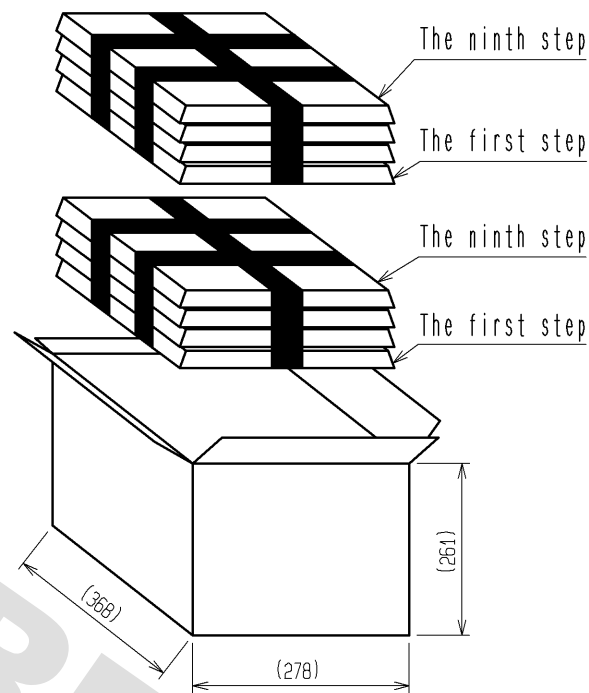
RECOMMENDED PC BOARD PATTERN  
(CONNECTOR SIDE)  
AND PIN No.

Drawing for packing.

Note1. Eight trays(A,B) to be piled in turn.  
Top(the ninth step) is an empty tray.  
( One tray includes 112 pcs of products.  
One bundle: 112×8=896 pcs.)

Note2. One K-1 box includes 1792 pcs.(896×2=1792)

Note3. The size of the tray see below.



2	BRASS	TIN PLATING							
1	PBT	BLACK				3	BRASS	TIN PLATING	
NO.	MATERIAL	FINISH .	REMARKS	NO.	MATERIAL	FINISH .	REMARKS		
UNITS mm		SCALE 2 : 1	COUNT 1	DESCRIPTION OF REVISIONS		DESIGNED Chinaik.Ng	CHECKED AR.SHIRAI	DATE 11.03.25	
HIROSE ELECTRIC CO., LTD.		APPROVED : AR. SHIRAI	09.06.15	DRAWING NO.		EDC3-166698-00			
		CHECKED : AR. SHIRAI	09.06.15	PART NO.		GT8E-8P-DS			
		DESIGNED : YN. KADOTA	09.06.15	CODE NO.		CL758-0043-8-00			
		DRAWN : YN. KADOTA	09.06.15						

# Mouser Electronics

Authorized Distributor

Click to View Pricing, Inventory, Delivery & Lifecycle Information:

[Hirose Electric:](#)

[GT8E-8P-DS](#)