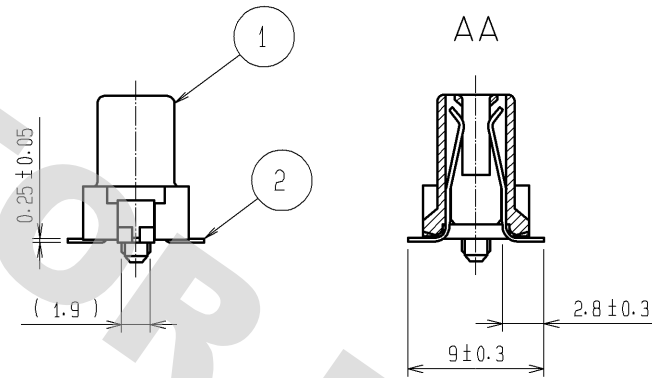
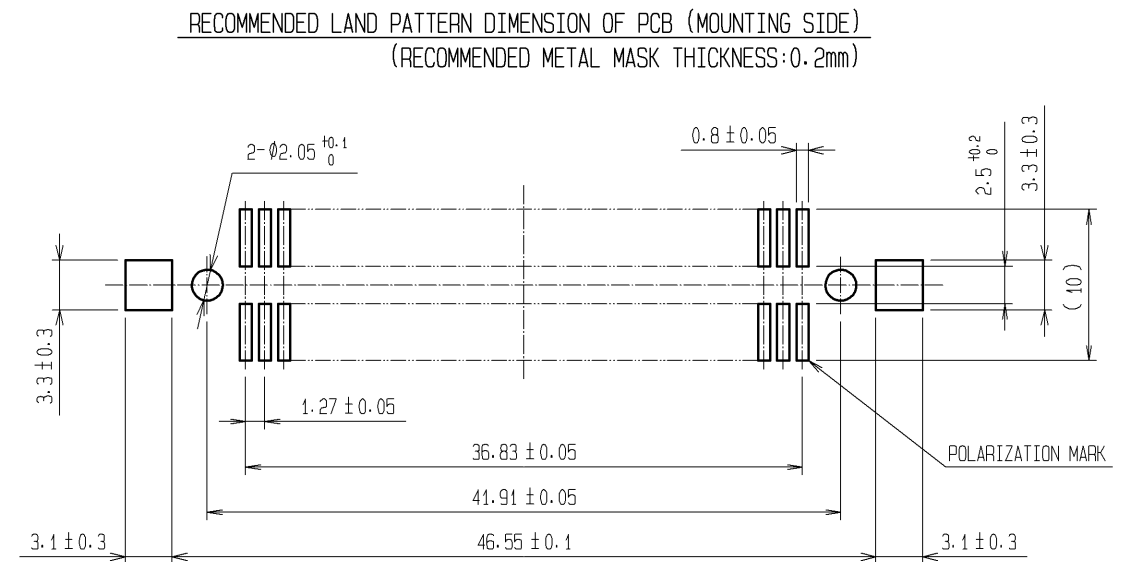
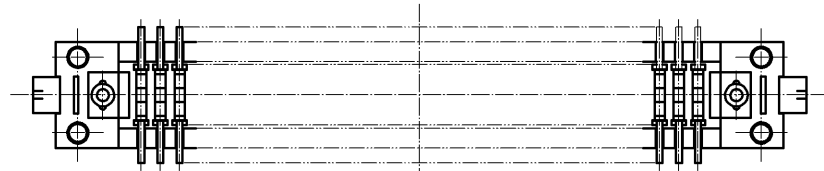
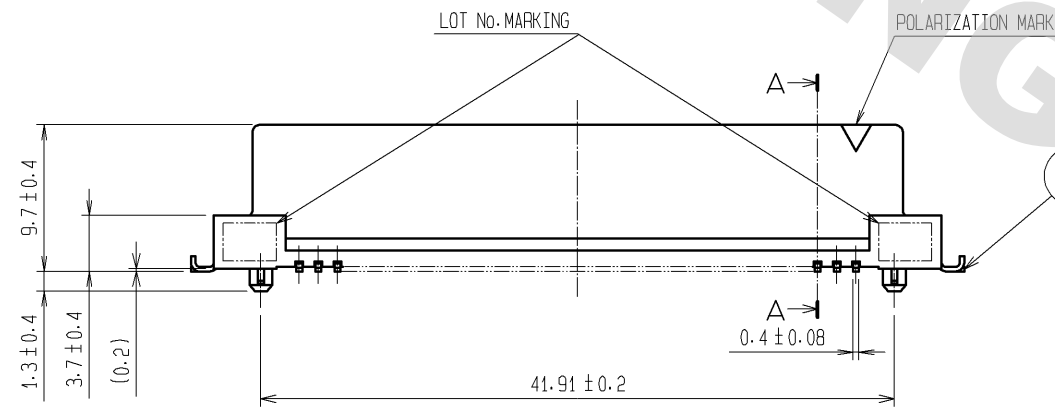
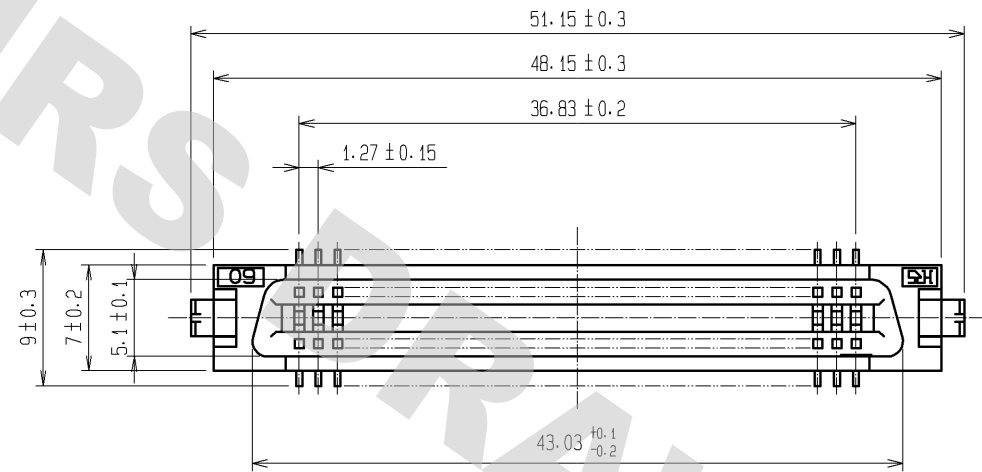


DRAWING FOR REFERENCE: This is subject to change without notice
08/11/2012

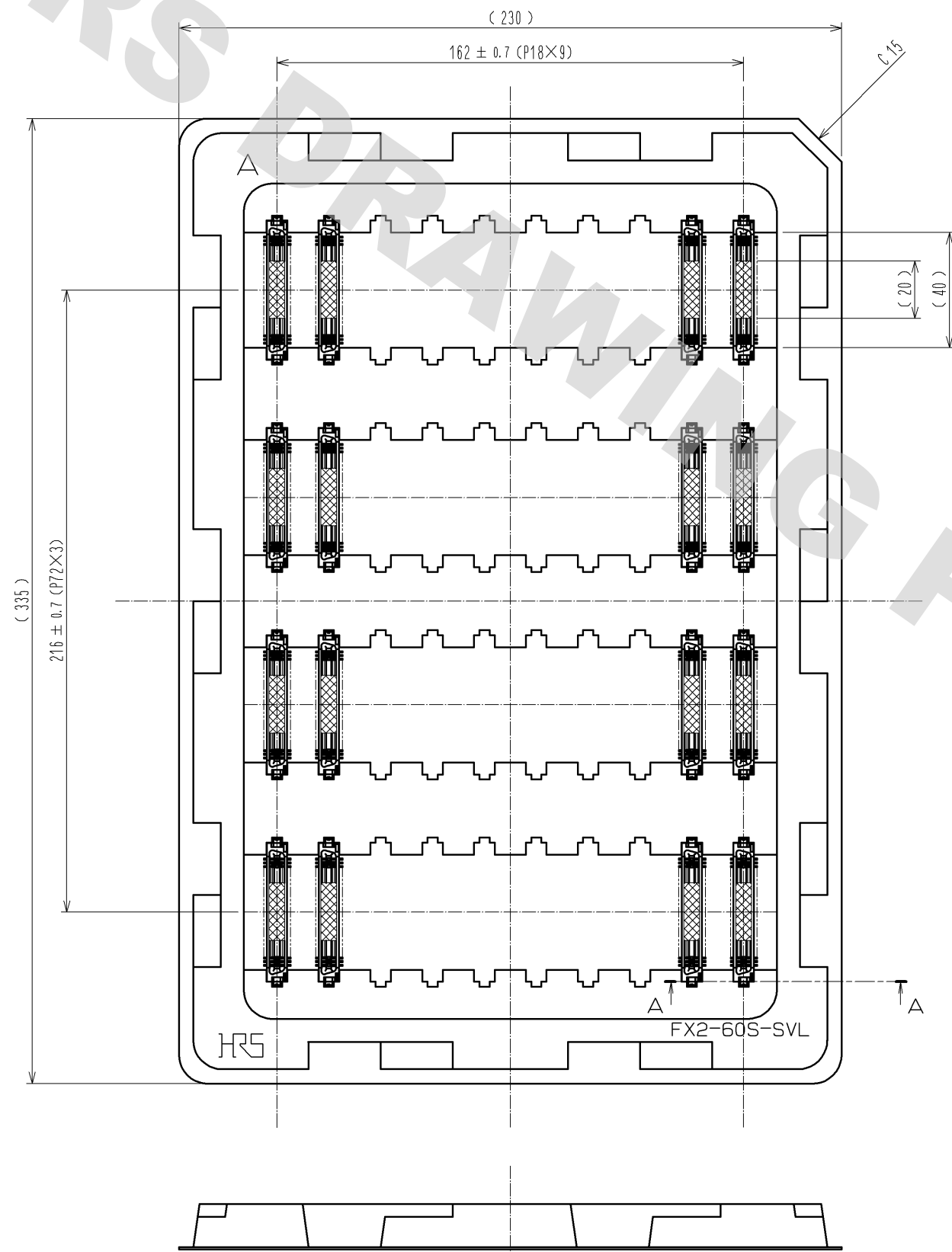


- NOTE 1 LEAD CO-PLANARITY SHALL BE 0.15mm MAX.
2 THE DIMENSIONS IN PARENTHESES ARE FOR REFERENCE.
3 TRAY PACKAGING SHALL BE APPLIED TO THIS PRODUCT.
SEE NEXT PAGE FOR DETAILS.
4 THIS PRODUCT HAS TAPE FOR VACUUM PICKUP.
SEE NEXT PAGE FOR DETAIL OF STICKING POSITION, ETC.

2	PHOSPHOR BRONZE	CONTACT AREA:GOLD 0.76µm min.	5	POLYIMIDE	(TAPE FOR VACUUM PICK-UP)
		LEAD AREA:TIN-PLATING 2µm min.	4	PS	TRAY
1	PPS	UNDER PLATING:NICKEL 1.5µm min.	3	BRASS	TIN-PLATING
		LIGHT BROWN (UL94V-0)			
NO.	MATERIAL	FINISH , REMARKS	NO.	MATERIAL	FINISH , REMARKS
UNITS mm		SCALE 2 : 1	COUNT 	DESCRIPTION OF REVISIONS	DESIGNED CHECKED DATE
		APPROVED : HS. OKAWA	10.06.14	DRAWING NO.	EDC3-082419-28
		CHECKED : HT. YAMAGUCHI	10.06.14	PART NO.	FX2-60S-1.27SVL(98)
		DESIGNED : SY. KAMIGA	10.06.14	CODE NO.	CL572-2155-2-98
		DRAWN : HK. SUNADORI	10.06.14		1/2

DRAWING FOR REFERENCE: This is subject to change without notice
08/11/2012

DRAWING FOR PACKING(1:2)



- NOTE 1 1 TRAY:40 CONNECTORS
2 SETTING POSITION OF CONNECTORS IN THE TRAY SHALL BE ARRANGED IN ACCORDANCE WITH DRAWING.
3 REMOVE THE VACUUM PICK-UP TAPE AFTER MOUNTING THE CONNECTOR.
4 THE DIMENSIONS IN PARENTHESES ARE FOR REFERENCE.

HRS

DRAWING NO.	EDC3-082419-28
PART NO.	FX2-60S-1. 27SVL(98)
CODE NO.	CL572-2155-2-98

2/2

Mouser Electronics

Authorized Distributor

Click to View Pricing, Inventory, Delivery & Lifecycle Information:

[Hirose Electric:](#)

[FX2-60S-1.27SVL\(98\)](#)