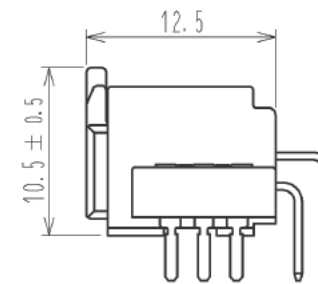
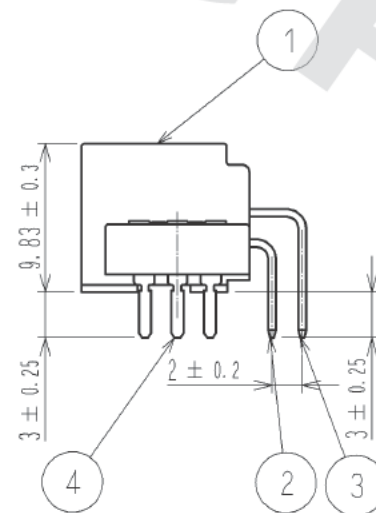
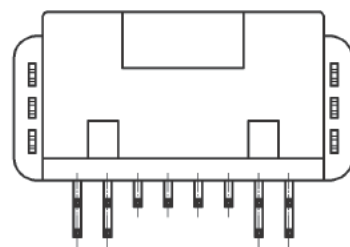
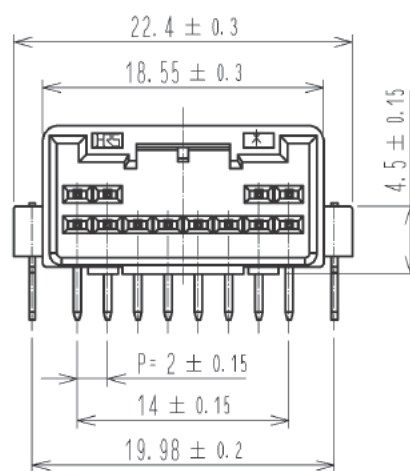
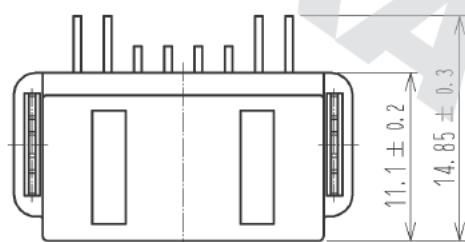
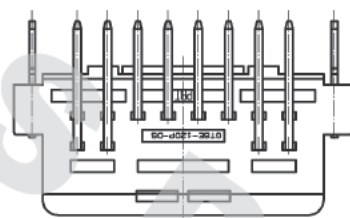
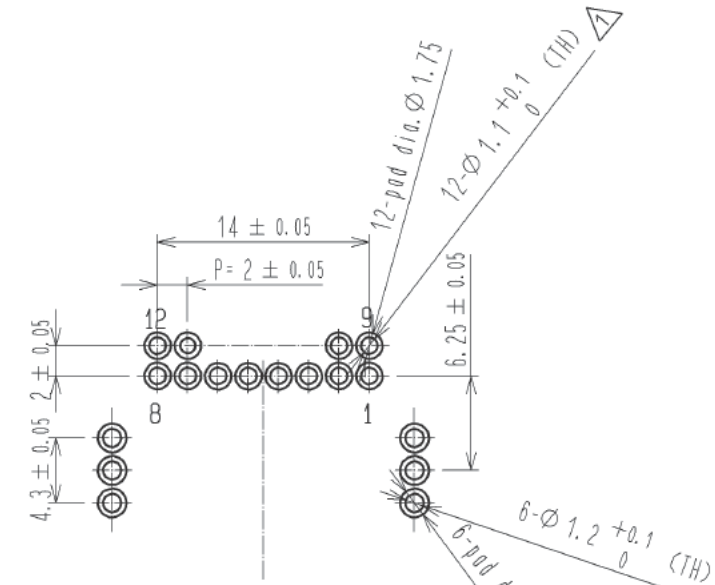


DRAWING FOR REFERENCE: This is subject to change without notice  
05/31/2013

ELV. RoHS COMPLIANT



MATED CONNECTORS



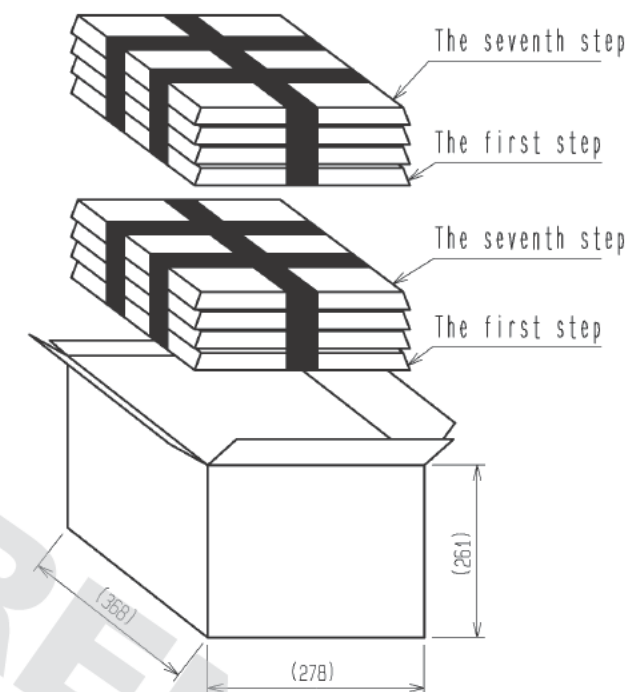
RECOMMENDED PC BOARD PATTERN  
(CONNECTOR SIDE)  
AND PIN No.

Drawing for packing.

Note1. Six trays(A,B) to be piled in turn.  
Top(the seventh step) is an empty tray.  
( One tray includes 104 pcs of products.  
One bundle: 104×6=624 pcs.)

Note2. One K-1 box includes 1248 pcs.(624×2=1248)

Note3. The size of the tray see below.



2	BRASS	TIN PLATING	4	BRASS	TIN PLATING
1	PBT	BLACK	3	BRASS	TIN PLATING
NO.	MATERIAL	FINISH . REMARKS	NO.	MATERIAL	FINISH . REMARKS
UNITS mm		SCALE 2 : 1	COUNT 1	DESCRIPTION OF REVISIONS DIS-T-002880	DESIGNED YT. HAYAKAWA
		APPROVED : AR. SHIRAI	09.06.15	DRAWING NO.	EDC3-166700-00
		CHECKED : AR. SHIRAI	09.06.15	PART NO.	GT8E-12DP-DS
		DESIGNED : YN. KADOTA	09.06.15	CODE NO.	CL758-0045-3-00
		DRAWN : YN. KADOTA	09.06.15		
		DATE	12.08.29		

# Mouser Electronics

Authorized Distributor

Click to View Pricing, Inventory, Delivery & Lifecycle Information:

[Hirose Electric:](#)

[GT8E-12DP-DS](#)