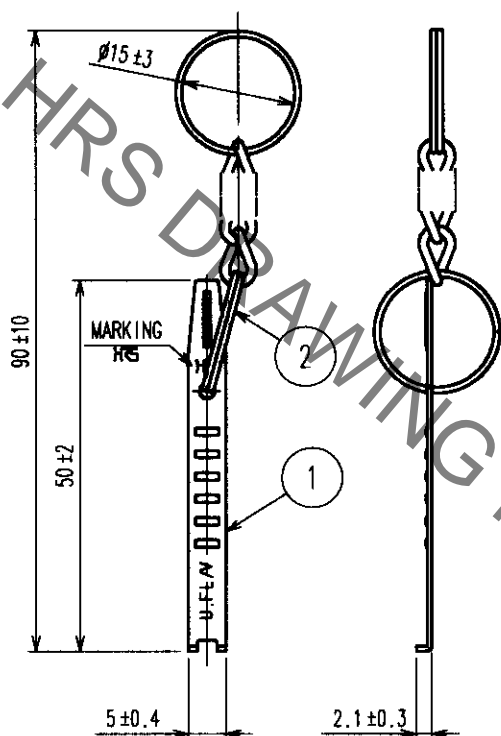


1					2					3					4				
COUNT	DESCRIPTION OF REVISIONS				BY	CHKD	DATE			COUNT	DESCRIPTION OF REVISIONS				BY	CHKD	DATE		
△							. .			△							. .		
△							. .			△							. .		
△							. .			△							. .		

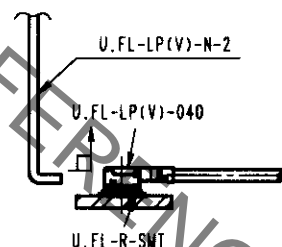


NOTES

1. THIS JIG IS FOR WITHDRAWING U.FL-LP(V)-040 CONNECTOR. L-SHAPED BENDING PORTION OF THIS JIG SHALL BE INSERTED INTO CONNECTOR AND HOOKED ON THE CONNECTOR CAP AND WITHDRAWN.

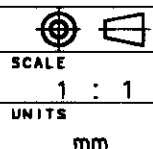
THIS JIG CANNOT BE APPLIED TO SAME SERIES SHOWN BELOW. U.FL-LP-040, U.FL-LP-066

NEVER PULL CABLE TO EXTRACT THE CONNECTOR, OTHERWISE WILL RESULT TO CONNECTOR DAMAGE.



2. ONE EXAMPLE OF SHAPE OF CHAIN, REF. No. ② IS SHOWN.

1	STAINLESS STEEL	DEGREASING	2	STEEL	NICKEL PLATED
NO.	MATERIAL	FINISH, REMARKS	NO.	MATERIAL	FINISH, REMARKS
CODE NO. (OLD) CL		DRAWN	DESIGNED	CHECKED	APPROVED
		S.YAMAGUCHI	S.YAMAGUCHI	H. Shimizu	Kobayashi
		02.11.06	02.11.06	02.11.09	02.11.09
DRAWING NO. EDC4-138132			PART NO. U.FL-LP(V)-N-2		
CODE NO. CL331-0493-2			1/1		



HRS HIROSE ELECTRIC CO., LTD.

Mouser Electronics

Authorized Distributor

Click to View Pricing, Inventory, Delivery & Lifecycle Information:

[Hirose Electric:](#)

[U.FL-LP\(V\)-N-2](#)