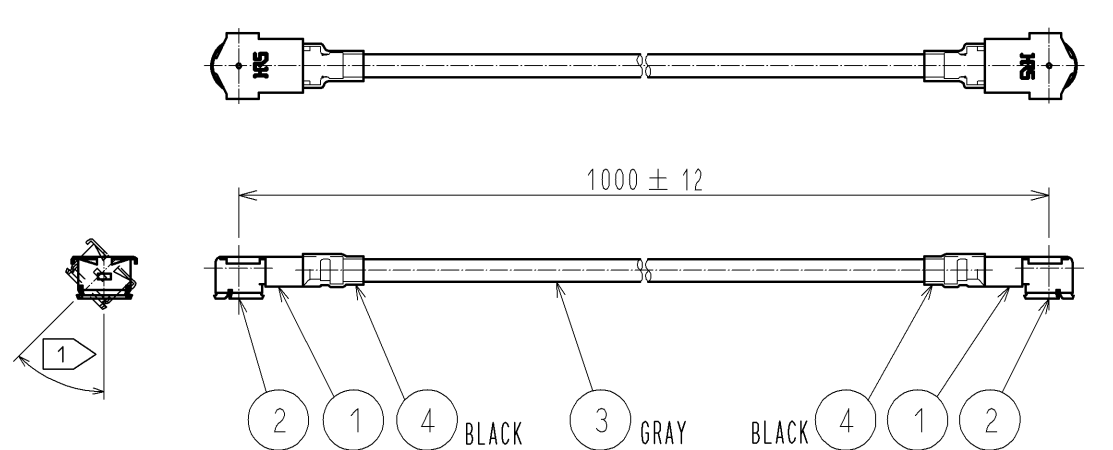
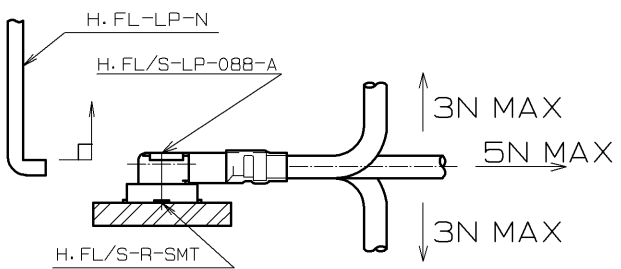
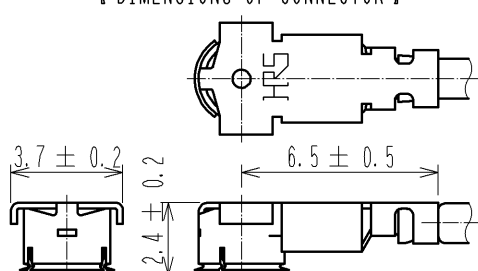
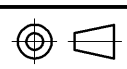





1		2		3		4		
								
<p>1</p> <p>2 1 4 BLACK 3 GRAY BLACK 4 1 2</p>								
<p>【PRECAUTIONS FOR HANDLING】</p> <p>1.Connector insertion and extraction a.Connector shall be extracted vertically by specialised extraction JIG. Part No.:H.FL-LP-N (CL331-0551-7) Never hold the cable when extracting the cable because it damages the connector. b.Insert the connector as perpendicularly to the mating surface as possible by aligning the mating axes of both connectors. Do not excessively slant the connectors when inserting.</p> <p>2.Allowable loads on the cable after the connectors are mated. The figures below show the maximum allowable loads on the cable. Do not apply loads exceeding these values to the cable.</p> <p>3.Use all component within 6 months after the delivery. Store in manufacturer's package or tightly re-closed box with the following conditions. Use this product within 6 months after receipt. Temperature:-10℃ To +40℃ Humidity : 15 To 85% RH.</p> <p>4.Environment condition Do not use the product under the environmental condition as shown below due to possible product deterioration. Special gas atmosphere (hydrogen sulfide gas, sulfur sulfide gas and hydrogen chloride gas) Place attention required : heating system,area near hot spring, volcanic mountain and alike Water splashed and condensation places. Place attention required : harsh temperature change.</p> 								
<p>【 DIMENSIONS OF CONNECTOR 】</p> 								
<p>NOTE 1 Angle is optional.</p> <p>RoHS COMPLIANT</p>								
2	H.FL/S-CONTACT	CL331-0804-0	4	SHRINK TUBE(BLACK)	SUMITOMO ELECTRIC INDUSTRIES, LTD.			
1	H.FL/S-LP-088-A	CL331-0803-8	3	UL1745-SB-CX-50 30AWG TAD1.37(GRAY)	HITACHI METALS, LTD.			
NO.	MATERIAL	FINISH . REMARKS		NO.	MATERIAL	MANUFACTURER		
UNITS mm		SCALE FREE	COUNT 	DESCRIPTION OF REVISIONS		DESIGNED	CHECKED	DATE
 HIROSE ELECTRIC CO., LTD.		APPROVED : TS. NOBE 13. 11. 20		DRAWING NO. EDC4-355079-02		PART NO. H.FL/S-2LPA-088H1T-A-1000		
		CHECKED : NK. NINOMIYA 13. 11. 20		CODE NO. CL321-6096-8-02		 1/1		
		DESIGNED : YI. FUNADA 13. 11. 20						
		DRAWN : YI. FUNADA 13. 11. 06						

FORM HC0011-5-51

Mouser Electronics

Authorized Distributor

Click to View Pricing, Inventory, Delivery & Lifecycle Information:

[Hirose Electric:](#)

[H.FL/S-2LPA-088H1T-A-1000](#)