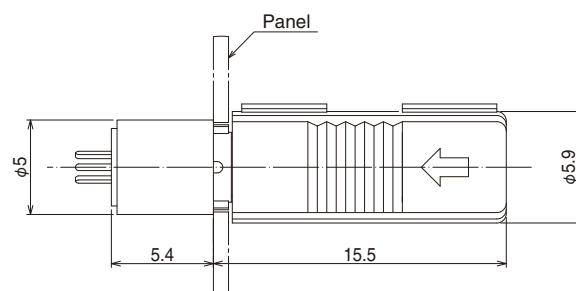


High Performance Microminiature Circular Connectors

SR38 Series



Mating Condition



■Features

1. High density, microminiature design

- With a nominal outside diameter of 5.3mm, the SR38 is designed to save space and fits well in tight spaces.
- The simple lock is designed to resist external forces, such as vibration. Shielding function is also provided.

2. Simple wire installation

- The plug is easy to assemble and no special tools are required.
- The receptacle is a PCB dip type.

■Product Specifications

Ratings	Rated Current	0.5A	Operating Temperature Range	-15 to 60°C
	Rated Voltage	AC30V, DC42V	Storage Temperature Range	-10 to 60°C

Items	Specifications	Conditions
1. Contact Resistance	30mΩ max.	Measured with DC 100mA
2. Insulation Resistance	100MΩ min.	Measured with DC 100V
3. Withstanding Voltage	No flashover or breakdown	AC 100V for 1 minute
4. Vibration Resistance	No electrical discontinuity of 10μs or greater	Tested 3 directions with 10 to 55Hz/cycle, vibration width 0.75mm, 2 hours each.
5. Shock	No electrical discontinuity of 10μs or greater	Tested 3 directions with acceleration 490m/s ² and duration 11ms, 3 times each.
6. Durability	Contact Resistance : 50mΩ max.	100 mating cycles
7. Temperature Cycles	Insulation Resistance : 100MΩ min.	-25°C : 30minutes ⇒ Ordinary temperature: 10 to 15minutes ⇒ 70°C : Left for 30minutes ⇒ Ordinary temperature: 10 to 15minutes, Total 5 cycles.
8. Humidity Resistance	Insulation resistance : 1MΩ min. (in high humidity) 10MΩ min. (after drying)	Left at temperature 40°C and humidity 90 to 95% for 96 hours.

■Materials / Finish

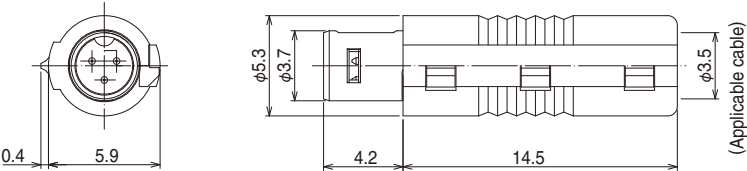
Items		Materials	Finish	Remarks
Plug	Outer Case	Brass	Tin plated	-
		Polypropylene resin (Black)	-	UL94V-0
	Insulator	PBT resin (Black)	-	UL94V-0
	Male Contact	Phosphor bronze	Silver plating	-
Receptacle	Outer Shell	Brass	Nickel plating	-
		Phosphor bronze	Tin plated	-
	Insulator	PBT resin (Black)	-	UL94V-0
	Female Contact	Phosphor bronze	Silver plating	-

■Product Number Structure

SR38 - 4 P - 3 P (**)

1	Model Name: SR38 Series
2	Shell size: This describes the outer diameter of the case on the mating plug
3	Shell Type P: Plug R: Receptacle
4	No. of Contacts:
5	Contact Gender P: Male Contact S: Female contact
6	Other Specifications: A two digit number will denote specific product changes

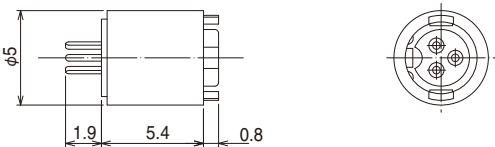
■Plug



Part No.	HRS No.
SR38-4P-3P(31)	103-0372-2 31

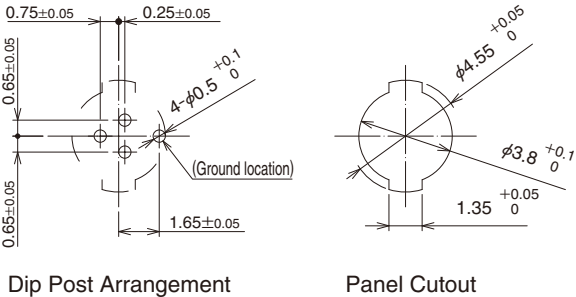
When this connector is assembled with the applicable cable, the clamp will perform well between 10 to 20N. If you plan on using cable other than the type we recommended, please check with your cable manufacturer to make sure it meets our requirements. This is especially important when the cable is being flexed as it may affect the performance of the connector.

■Receptacle



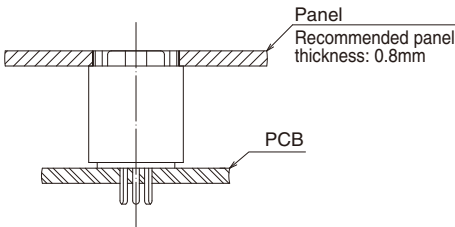
Part No.	HRS No.
SR38-4R-3S(71)	103-0373-5 71

◆Dip Post Arrangement and Panel Installation Dimensions

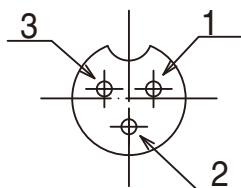


◆Installation of the Receptacle

As shown in the figure below, pinch the panel and PCB for fixation. Position the PCB, receptacle and panel together, as shown in the figure below. Also, make sure no loads are applied to the contact dip. Make sure that no direct force is placed onto the receptacle.

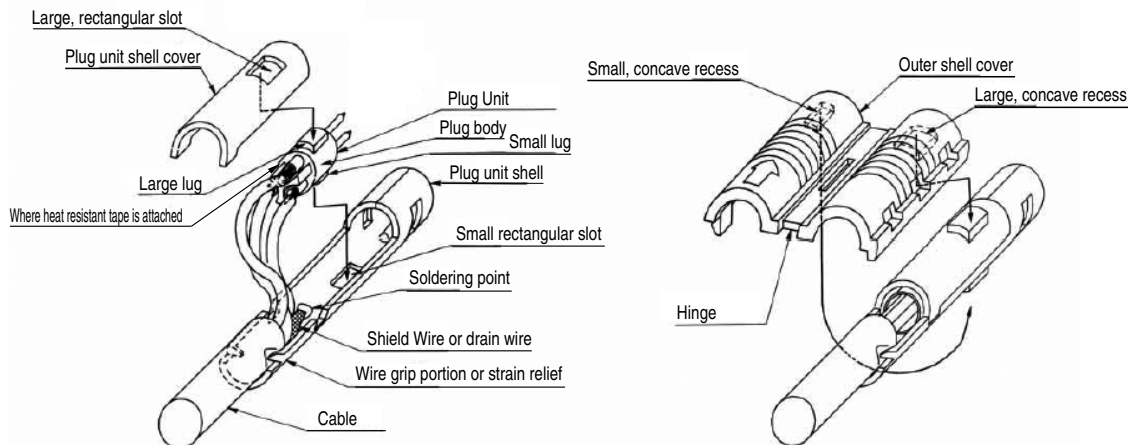


◆ Contact Arrangement



- Reference 1. This diagram displays a view of the receptacle from the mating side (plug termination side)
 2. The inner diameter of the solder pot is 0.5mm.

◆ Termination Procedure (Plug side)



1. Solder the prepared wires of the cable to the plug unit.
(When using a soldering iron, apply heat of no more than 280°C for a maximum of 3 seconds.)
2. Heat resistant tape is wound around the terminated part of the plug unit for insulation between the contacts and the shell. The heat resistant tape shrinks to prevent it from touching the outer curve of the plug unit. (Please prepare the heat resistant tape by yourself.)
3. Solder the shield or drain wire to the bottom of the connector shell as shown in the diagram.
4. Install the cable into the wire grip portion of the plug unit shell.
5. Install the large and small lugs of the of the plug unit into the matching rectangular slots in the shell. Then install the plug unit shell cover.
6. Match the corresponding large and small recesses on the outer shell cover with the large and small lug parts on the plug body. Then close the outer shell cover and snap shut.

USA:

HIROSE ELECTRIC (U.S.A.), INC. HEADQUARTERS CHICAGO OFFICE
2300 Warrenville Road, Suite 150,
Downers Grove, IL 60515
Phone : +1-630-282-6700
<http://www.hirose.com/us/>

USA:

HIROSE ELECTRIC (U.S.A.), INC. BOSTON OFFICE
40 Shattuck Road, Suite 215,
Andover, MA 01810
Phone : +1-978-655-9850

USA:

HIROSE ELECTRIC (U.S.A.), INC. SAN JOSE OFFICE
2841 Junction Ave, Suite 200
San Jose, CA. 95134
Phone : +1-408-253-9640
Fax : +1-408-253-9641
<http://www.hirose.com/us/>

USA:

HIROSE ELECTRIC (U.S.A.), INC. DETROIT OFFICE (AUTOMOTIVE)
17197 N. Laurel Park Drive, Suite 253,
Livonia, MI 48152
Phone : +1-734-542-9963
Fax : +1-734-542-9964
<http://www.hirose.com/us/>

THE NETHERLANDS:

HIROSE ELECTRIC EUROPE B.V.
Hogehillweg #8 1101 CC Amsterdam Z-O
Phone : +31-20-6557460
Fax : +31-20-6557469
<http://www.hirose.com/eu/>

GERMANY:

HIROSE ELECTRIC EUROPE B.V. GERMAN BRANCH
Schoenbergstr. 20, 73760 ostfildern
Phone : +49-711-456002-221
Fax : +49-711-456002-299
<http://www.hirose.com/eu/>

GERMANY:

HIROSE ELECTRIC EUROPE B.V. NUREMBERG OFFICE
Nordostpark 25, 90411 Nurnberg
Phone : +49-911 32 68 89 63
Fax : +49-911 32 68 89 69
<http://www.hirose.com/eu/>

GERMANY:

HIROSE ELECTRIC EUROPE B.V. HANOVER OFFICE
Bayernstr. 3, Haus C 30855 Langenhagen, Germany
Phone : +49-511 97 82 61 30
Fax : +49-511 97 82 61 36
<http://www.hirose.com/eu/>

FRANCE:

HIROSE ELECTRIC EUROPE B.V. PARIS OFFICE
130-136 Avenue Joseph Kessel, Bâtiment A,
78960 Voisins le Bretonneux, France
Phone : +33-1-77048712
<http://www.hirose.com/eu/>

UNITED KINGDOM:

HIROSE ELECTRIC EUROPE BV (UK BRANCH)
4 Newton Court, Kelvin Drive, Knowlhill,
Milton Keynes, MK5 8NH
Phone : +44-1908 202050
<http://www.hirose.com/eu/>

CHINA:

HIROSE ELECTRIC (CHINA) CO., LTD. (SHANGHAI, HEADQUARTERS)
18, Enterprise Center Tower 2, 209# Gong He
Road, Jing'an District, Shanghai, CHINA 200070
Phone : +86-21-6391-3355
Fax : +86-21-6391-3335
<http://www.hirose.com/cn/>

CHINA:

HIROSE ELECTRIC (CHINA) CO., LTD. BEIJING BRANCH
A2006, Ocean International Center, Building 56# East 4th
Ring Middle Road, ChaoYang District, Beijing, 100025
Phone : +86-10-8576-9855
Fax : +86-10-8576-6033
<http://www.hirose.com/cn/>

CHINA:

HIROSE ELECTRIC (CHINA) CO., LTD. SHENZHEN BRANCH
Room 09-13, 19/F, Office Tower Shun Hing Square, Di Wang Commercial Centre,
5002 Shen Nan Dong Road, Shenzhen City, Guangdong Province, 518008
Phone : +86-755-8207-0851
Fax : +86-755-8207-0873
<http://www.hirose.com/cn/>

HONG KONG:

HIROSE ELECTRIC HONGKONG TRADING CO., LTD.
Room 1001, West Wing, Tsim Sha Tsui Centre, 66
Mody Road, Tsim Sha Tsui East, Kowloon, Hong Kong
Phone : +852-2803-5338
Fax : +852-2591-6560
<http://www.hirose.com/hk/>

TAIWAN:

HIROSE ELECTRIC TAIWAN CO., LTD.
8F, No.87, Zhengzhou Rd., Taipei
Phone : +886-2-2555-7377
Fax : +886-2-2555-7355
<http://www.hirose.com/tw/>

KOREA:

HIROSE KOREA CO., LTD.
143, Gongdan 1-daero, Siheung-si,
Gyeonggi-do, 15084, Korea
Phone : +82-31-496-7000
Fax : +82-31-496-7100
<http://www.hirose.co.kr/>

SINGAPORE:

HIROSE ELECTRIC SINGAPORE PTE. LTD.
03, Anson Road, #20-01, Springleaf Tower,
Singapore 079909
Phone : +65-6324-6113
<http://www.hirose.com/sg/>

INDIA:

HIROSE ELECTRIC SINGAPORE PTE. LTD. DELHI OFFICE
Regus Level-2, Elegance Tower, Jasola District
Centre, New Delhi 110025, India
Phone : +91-11-66351030/1037/1167
<http://www.hirose.com/sg/>

INDIA:

HIROSE ELECTRIC SINGAPORE PTE. LTD. BANGALORE OFFICE
WeWork Galaxy, No 43, Residency Road, Shanthala
Nagar, Ashok Nagar, Bengaluru, Karnataka 560025, India
Phone : +91-80-4120 1907
<http://www.hirose.com/sg/>

MALAYSIA:

PENANG REPRESENTATIVE OFFICE
73-3-1, Ideal@The One, Jalan Mahsuri, Bayan
Lepas, 11950, Penang, Malaysia
Phone : +604-648-5536
<http://www.hirose.com/sg/>

THAILAND:

BANGKOK LIAISON OFFICE
No.8, T-One Building, Level 15 unit 103, Sukhumvit, 40 Alley,
Khet Khlong Toei, Phra Khanong Bangkok 10110, Thailand
Phone : +66-98-886-6746
<http://www.hirose.com/sg/>



HIROSE ELECTRIC CO., LTD.

2-6-3, Nakagawa Chuoh, Tsuzuki-Ku, Yokohama-Shi 224-8540, JAPAN
TEL: +81-45-620-7410 Fax: +81-45-591-3754
<http://www.hirose.com>

Mouser Electronics

Authorized Distributor

Click to View Pricing, Inventory, Delivery & Lifecycle Information:

[Hirose Electric:](#)

[SR38-4P-3P\(31\)](#)