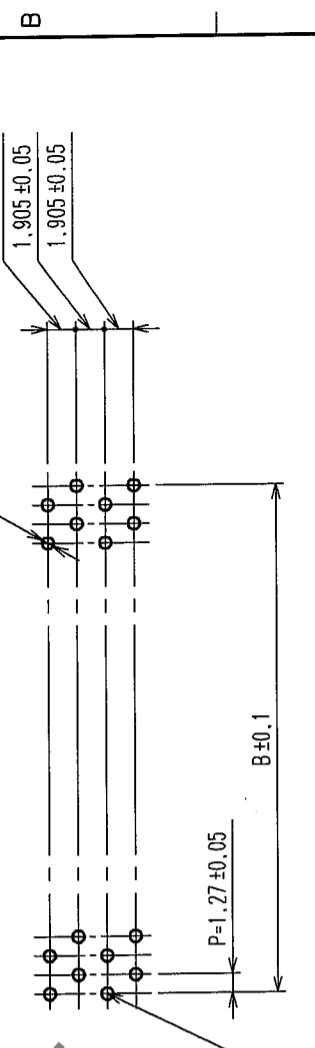
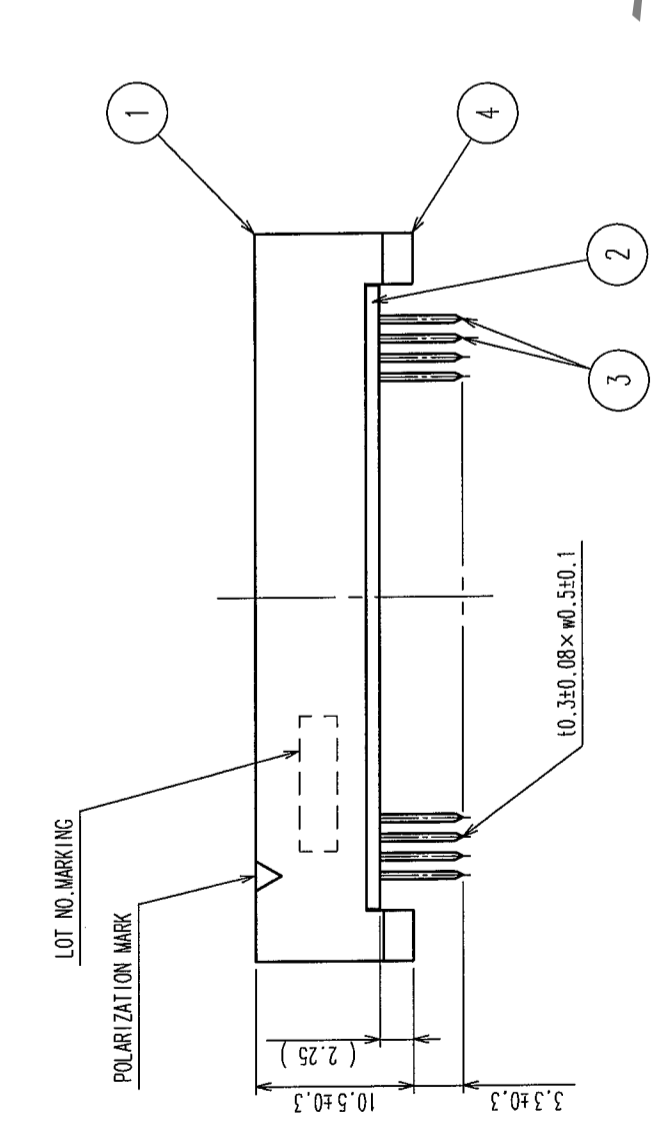
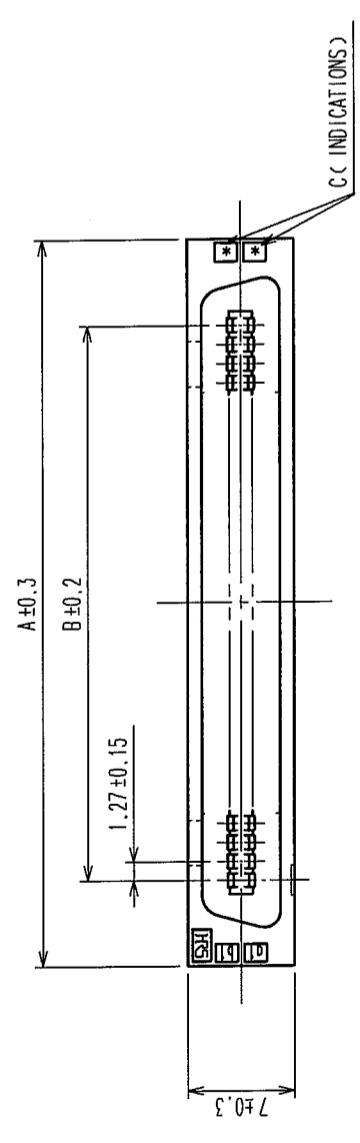


1	2	3	4	5	6	7	8		
COUNT	DESCRIPTION OF REVISIONS	BY	CHKD	DATE	COUNT	DESCRIPTION OF REVISIONS	BY	CHKD	DATE

RECOMMEND PC BOARD HOLE PATTERN (MOUNTING SIDE)
 $t=1.6$



PART No.	CODE No.	2	A	B	C
FX2CA2-20P-1.27DSA(71)	CL572-2321-0-71	20	22.75	11.43	10
FX2CA2-32P-1.27DSA(71)	CL572-2322-2-71	32	30.37	19.05	16
FX2CA2-40P-1.27DSA(71)	CL572-2323-5-71	40	35.45	24.13	20
FX2CA2-52P-1.27DSA(71)	CL572-2324-8-71	52	43.07	31.75	26
FX2CA2-60P-1.27DSA(71)	CL572-2325-0-71	60	48.15	36.83	30
FX2CA2-68P-1.27DSA(71)	CL572-2326-3-71	68	53.23	41.91	34
FX2CA2-80P-1.27DSA(71)	CL572-2327-6-71	80	60.85	49.53	40
FX2CA2-100P-1.27DSA(71)	CL572-2328-9-71	100	73.55	62.23	50
FX2CA2-120P-1.27DSA(71)	CL572-2329-1-71	120	86.25	74.93	60

NOTES 1. THE DIMENSIONS IN PARENTHESES ARE FOR REFERENCE.
 2. NUMBER OF PIN.

NO.	MATERIAL	FINISH, REMARKS	NO.	MATERIAL	FINISH, REMARKS
4	POLYAMIDE	BLACK	3	PHOSPHOR BRONZE	CONTACT AREA: GOLD 0.2μm min
1,2	POLYAMIDE	BLACK			DIP AREA: TIN-PLATING 2μm min
					UNDER PLATING: NICKEL 2μm min

CODE NO. (OLD)	DRAWN	DESIGNED	CHECKED	APPROVED	RELEASED
CL	I. OKAYAMA	K. NAKAMURA	H. OKAWA	H. OKAWA	
	04.06.02	04.06.02	04.06.09	04.06.09	

DRAWING NO.	PART NO.
EDC3-083055-21	FX2CA2-*P-1.27DSA(71)
SCALE	CODE NO.
FREE	CL572
UNITS	
MM	

TO	
PCK	

HRS DRAWING FOR REFERENCE

Mouser Electronics

Authorized Distributor

Click to View Pricing, Inventory, Delivery & Lifecycle Information:

[Hirose Electric:](#)

[FX2CA2-40P-1.27DSA\(71\)](#)