

3.96mm pitch compact waterproof connectors for internal power supplies

DF63W Series



The slim, smooth, rounded shape is optimized for wiring inside conduits and small spaces.

Smooth, round external shape

Metal parts are completely covered

Fig.1

■Features

1. Max current of 14A

This compact connector is rated up to 14A in the 2 positions version, using 16 AWG wire.

2. Compact shape designed for wiring through narrow areas

The design is optimized for wiring inside conduits and small structures, with a smooth, rounded contour that reduces the chance of snagging or catching inside the conduit or other objects.

A plastic housing covers the connector, so no metal is exposed to the conduit, preventing accidental shorting. (Fig.1)

3. IP67 Rated

IP67 water resistant when mated. (Fig.2)

4. Simplified wire insertion

Wire and housing seals are pre-installed to provide water proofing. A simple insertion of the crimped contact into the housing completes the assembly. Contacts and housing are designed to prevent damaging the seals when inserting the contacts.

5. Positive lock structure

A robust locking structure provides a tactile click when mating to prevent incomplete mating and disconnection during wiring.

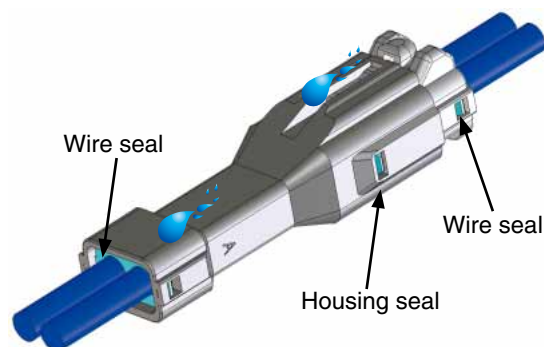
6. Compatible with a wide variety of cables

Two versions are available with different waterproof wire seal diameters. This variation helps to support the use of a wide array of cable sizes.

7. Mis-mating prevention with color and guide key options

Two housings are available each with different colors and guide keys. This helps to prevent incorrect mating when multiple connectors are used on the same design with the same pin count.

IP67 Waterproof



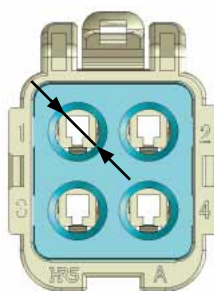
IP67 waterproof when mated

Fig.2

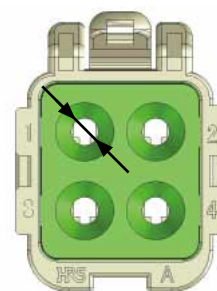
Compatible with a wide variety of cables

<DF63W>

<DF63WA>



Recommended insulation outer diameter
 $\phi 2.8$ to 3.2



Recommended insulation outer diameter
 $\phi 1.7$ to 2.4

Fig.3

Product Specifications

Ratings	Current rating (Note 1)	No. of contacts	16 AWG	18 AWG	20 AWG	22 AWG	Operating temperature range -40°C to 105°C (Note 2) Operating humidity range 20% to 80%
		2	14A	11A	Under development		
		3	13A	10A	Under development		
		4	12A	9A	Under development		
	Voltage rating	AC/DC 630V					Storage temperature range-10°C to 60°C (Note 3) Storage humidity range 40% to 70% (Note 3)

Items	Specifications	Conditions
1. Insulation resistance	1,000MΩ min.	Measured at DC 500V
2. Withstanding voltage	No flashover or dielectric breakdown.	1,500V AC applied for 1 minute.
3. Contact resistance	10mΩ max.	Measured at a maximum of 20mΩ, 100mA (DC or 1,000Hz)
4. Vibration resistance	No electrical discontinuity for more than 1μs	10 cycles in each of three axis directions at 10-55Hz, half amplitude 0.75mm
5. Shock resistance	No electrical discontinuity for more than 1μs	Acceleration of 490m/s ² , 11ms, both directions in 3 axes (semi-sinusoidal), 3cycle each direction
6. Moisture resistance	Contact resistance : 20mΩ max. Insulation resistance : 500MΩ max.	Temperature : 40±2°C, relative humidity : 90 to 95%, left for 96hours
7. Temperature cycle	Contact resistance : 20mΩ max. Insulation resistance : 1,000MΩ max.	-55°C for 30 minutes → 5 to 35°C for 2 to 3 minutes → 105°C for 30 minutes → 5 to 35°C for 2 to 3 minutes, in 5 cycles
8. Mating cycles	Contact resistance : 20mΩ max.	Mating/unmating : 30 times

Note 1 : Indicates the allowable current when the maximum current is applied to all pins.

Please note that a current could exceed the rated value when a higher current is applied through multiple circuits in a branched configuration.

Note 2 : Includes temperature rise caused by current flow.

Note 3 : The term "storage" refers to the long-term storage condition of unused products before PCB mounting. Operating temperature/humidity range refers to the non powered state after PCB mounting, and temporary storage during transportation.

Materials / Finish

Product	Parts	Materials	Finish	UL flame retardant grade
In-line plug crimp contact	Contacts	Copper alloy	Tin plated	—
Socket crimp contact	Contacts	Copper alloy	Tin plated	—
In-line plug	Housing	PBT	Black	UL94V-0
	Seal	Silicone rubber	Blue or green	—
Crimp socket	Housing	PBT	Black	UL94V-0
	Seal	Silicone rubber	Blue or green	—

Product Number Structure

Refer to the chart below when determining the product specifications from the product number.

Please select from the product numbers listed in this catalog when placing orders.

Connector

DF 63W - * S - 3.96 C

① ② ③ ④ ⑤ ⑥ ⑦

① Series name : DF	⑤ Connector type S : Socket EP : In-line plug
② Series No. : 63W	⑥ Contact pitch : 3.96mm
③ Outer diameter of wire insulation None : 2.8 to 3.2 A : 1.7 to 2.4	⑦ Termination style C : Crimp socket
④ Number of contacts : 2, 3, 4	

Contact

DF 63W - 1618 PCF

① ② ③ ④

① Series name : DF	④ Contact type/Packaging type SCF : Socket crimp contact, reel SC : Socket crimp contact, pieces PCF : In-line plug crimp contact, reel PC : In-line plug crimp contact, pieces
② Series No. : 63 (W)	
③ Applicable wire size 1618 : 16 to 18 AWG 2022 : 20 to 22 AWG	

In-line plug

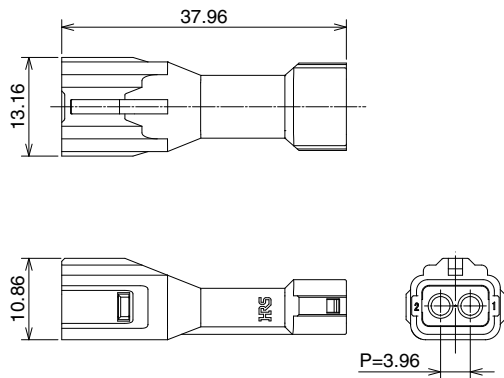


Unit : mm

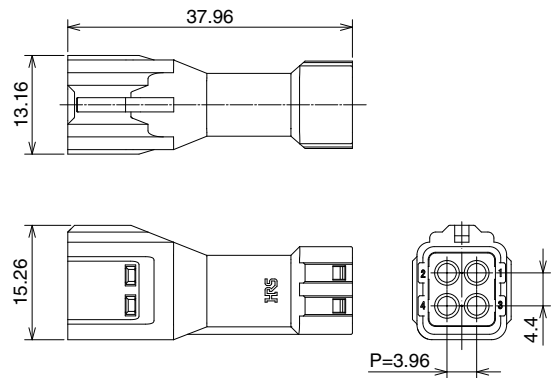
Part No.	HRS No.	No. of contacts	Outer diameter of wire insulation
DF63W-2EP-3.96C	680-0605-9	2	2.8 to 3.2
DF63W-3EP-3.96C	680-0606-1	3	
DF63W-4EP-3.96C	680-0607-4	4	
DF63WA-2EP-3.96C	680-0609-0	2	1.7 to 2.4
DF63WA-3EP-3.96C	680-0610-9	3	
DF63WA-4EP-3.96C	680-0611-1	4	

Note 1 : Standard packaging is 100 pcs/pack. Please place orders in full package quantities.

[Dimensions for 2 contact position connector]



[Dimensions for 3 and 4 contact position connector]



Crimp socket

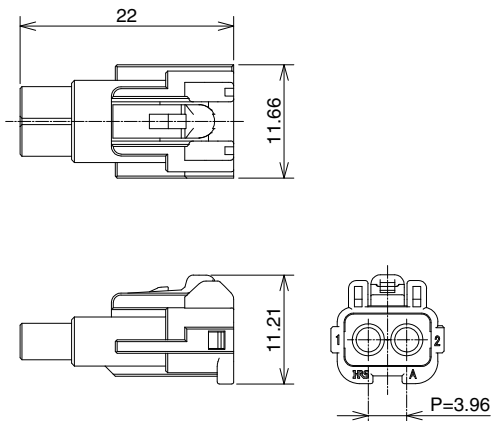


Unit : mm

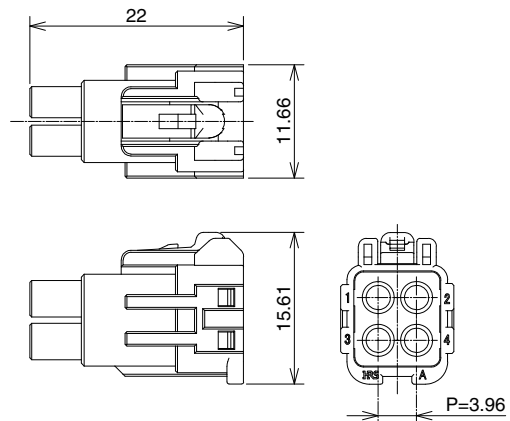
Part No.	HRS No.	No. of contacts	Outer diameter of wire insulation
DF63W-2S-3.96C	680-0613-7	2	2.8 to 3.2
DF63W-3S-3.96C	680-0614-0	3	
DF63W-4S-3.96C	680-0615-2	4	
DF63WA-2S-3.96C	680-0617-8	2	1.7 to 2.4
DF63WA-3S-3.96C	680-0618-0	3	
DF63WA-4S-3.96C	680-0619-3	4	

Note 1 : Standard packaging is 100 pcs/pack.
Please place orders in full package quantities.

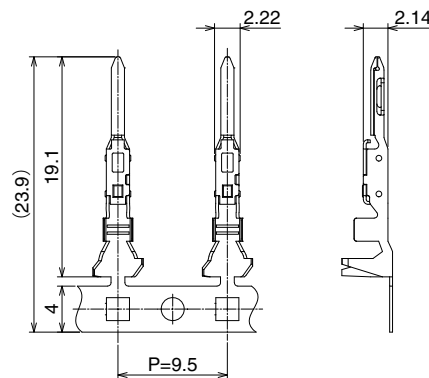
[Dimensions for 2 contact position connector]



[Dimensions for 3 and 4 contact position connector]



In-line plug crimp contact



Part No.	HRS No.	Type	Quantity	Finish
DF63-1618PCF	680-0529-2	Reel contacts (Note 1)	4,000 pcs/reel	Tin plated
DF63-1618PC	680-0536-8	Loose piece contacts (Note 2)	100 pcs/pack	
DF63-2022PCF	Under development	Reel contacts (Note 1)	4,000 pcs/reel	
DF63-2022PC		Loose piece contacts (Note 2)	100 pcs/pack	

Note 1 : Please place orders in full reel quantities.

Note 2 : Please place orders in full pack quantities.

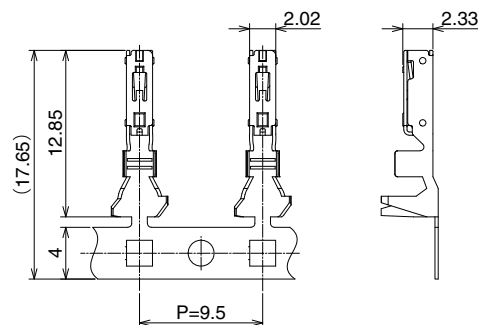
Applicable wire (Tinned Annealed Copper Wire)

Conductor size (Core structure)	Wire type and outer diameter of insulation
16AWG (26/0.254mm)	UL1007 (2.4mm) UL1015 (3.2mm)
18AWG (34/0.18mm)	UL1007 (2.1mm) UL1015 (2.9mm)
20AWG (21/0.18mm)	UL1007 (1.9mm)
22AWG (17/0.16mm)	UL1430 (1.7mm)

Note 1 : Please contact our Sales Dept. when using wires other than those recommended above.

Note 2 : In case of hard to insert crimped contact to plug socket as like using low stiffness wire which consists of thinner stranded conductor or insulation with soft material, please contact to Hirose representative.

Socket crimp contact



Part No.	HRS No.	Type	Quantity	Finish
DF63W-1618SCF	680-0600-5	Reel contacts (Note 1)	4,000 pcs/reel	Tin plated
DF63W-1618SC	680-0601-8	Loose piece contacts (Note 2)	100 pcs/pack	
DF63W-2022SCF	Under development	Reel contacts (Note 1)	4,000 pcs/reel	
DF63W-2022SC		Loose piece contacts (Note 2)	100 pcs/pack	

Note 1 : Please place orders in full reel quantities.

Note 2 : Please place orders in full pack quantities.

Applicable wire (Tinned Annealed Copper Wire)

Conductor size (Core structure)	Wire type and outer diameter of insulation
16AWG (26/0.254mm)	UL1007 (2.4mm) UL1015 (3.2mm)
18AWG (34/0.18mm)	UL1007 (2.1mm) UL1015 (2.9mm)
20AWG (21/0.18mm)	UL1007 (1.9mm)
22AWG (17/0.16mm)	UL1430 (1.7mm)

Note 1 : Please contact our Sales Dept. when using wires other than those recommended above.

Note 2 : In case of hard to insert crimped contact to socket as like using low stiffness wire which consists of thinner stranded conductor or insulation with soft material, please contact to Hirose representative.

◆Applicable crimping tools

Type	Part No.	HRS No.	Applicable wire size	Applicable contact
Applicator	AP105-DF63-1618-3	901-4642-0	UL1007 (Note 3)	DF63-1618PCF DF63W-1618SCF
	AP105-DF63-1618-4	901-4643-2	UL1015 (Note 3)	
	CHS893500H-UP (Note 6)	—	UL1015	
	AP105-DF63-2022-3	901-4646-0	UL1007	DF63-2022PCF
			20 AWG : UL1007 22 AWG : UL1430	DF63W-2022SCF

Type	Part No.	HRS No.	Recommended wire size (Note 5)	Applicable contact
Hand tool (Note 4)	HT802/DF63-1618P-1	550-0423-1	UL1007	DF63-1618PC
	HT802/DF63-1618P-2	550-0424-4	UL1015	
	HT802/DF63-2022P-1	550-0433-0	UL1007	DF63-2022PC
	HT802/DF63W-1618S-1	550-0425-7	UL1007	DF63W-1618SC
	HT802/DF63W-1618S-2	550-0426-0	UL1015	
	HT802/DF63W-2022S-1	550-0434-0	UL1007	DF63W-2022SC

Note 1 : Please follow the "Crimping quality standards" and "Table of crimping conditions" when crimping contacts.

Note 2 : Any problems that occur from using tools other than those specified by Hirose, are not covered by warranty.

Note 3 : Applicator components (sold separately) can be changed out to accommodate different wire sizes.

Note 4 : Hand tool dies cannot be changed out for different wire sizes.

Note 5 : Please only use the recommended wires shown in the table.

Note 6 : Applicator manufactured by JAPAN AUTOMATIC MACHINE(J.A.M.). Please access to HP of J.A.M., if you make inquiries about the applicator or crimp defect. (URL : <http://www.jam-net.co.jp>)

◆Precautions

1. Forcibly removing a connector may damage it. If it is stuck, first push it in slightly and then release the lock to remove.
2. Please use care when connecting a short, thick wire so as not to twist it. If twisted, damage to the contact may occur.
3. Be sure to turn the power off before mating/unmating the connector.
4. To avoid electrical shock, do not touch the powered contacts.
5. Please contact our Sales Dept. for the Harness procedure manual (ATAD-H0814).

◆About the ratings

Do not use connectors with currents and voltages that exceed their ratings. Do not mate/unmate powered contacts (Note 1)

Note 1 : "Live" contacts refer to the contacts that are in a powered or energized state. Mating or unmating "live" contacts can result in electrical shock and injury.

◆About operating environments

Please contact us if you wish to use the connectors in an environment with repeated temperature fluctuations.

USA:

HIROSE ELECTRIC (U.S.A.), INC. HEADQUARTERS CHICAGO OFFICE
2300 Warrenville Road, Suite 150,
Downers Grove, IL 60515
Phone : +1-630-282-6700
<http://www.hirose.com/us/>

USA:

HIROSE ELECTRIC (U.S.A.), INC. BOSTON OFFICE
300 Brickstone Square Suite 201,
Andover, MA 01810
Phone : +1-978-662-5255

GERMANY:

HIROSE ELECTRIC EUROPE B.V. NUREMBERG OFFICE
Neumeyerstrasse 22-26, 90411 Nurnberg
Phone : +49-911 32 68 89 63
Fax : +49-911 32 68 89 69
<http://www.hirose.com/eu/>

UNITED KINGDOM:

HIROSE ELECTRIC EUROPE BV (UK BRANCH)
4 Newton Court, Kelvin Drive, Knowlhill,
Milton Keynes, MK5 8NH
Phone : +44-1908 202050
Fax : +44-1908 202058
<http://www.hirose.com/eu/>

CHINA:

HIROSE ELECTRIC (CHINA) CO., LTD. SHENZHEN BRANCH
Room 09-13, 19/F, Office Tower Shun Hing Square, Di Wang Commercial Centre,
5002 Shen Nan Dong Road, Shenzhen City, Guangdong Province, 518008
Phone : +86-755-8207-0851
Fax : +86-755-8207-0873
<http://www.hirose.com/cn/>

KOREA:

HIROSE KOREA CO.,LTD.
143, Gongdan 1-daero, Siheung-si,
Gyeonggi-do, 15084, Korea
Phone : +82-31-496-7000
Fax : +82-31-496-7100
<http://www.hirose.co.kr/>

INDIA:

HIROSE ELECTRIC SINGAPORE PTE. LTD. BANGALORE LIAISON OFFICE
Unit No-403, 4th Floor, No-84, Barton Centre, Mahatma
Gandhi (MG) Road, Bangalore 560 001, Karnataka, India
Phone : +91-80-4120 1907
Fax : +91-80-4120 9908
<http://www.hirose.com/sg/>

USA:

HIROSE ELECTRIC (U.S.A.), INC. SAN JOSE OFFICE
2841 Junction Ave, Suite 200
San Jose, CA. 95134
Phone : +1-408-253-9640
Fax : +1-408-253-9641
<http://www.hirose.com/us/>

THE NETHERLANDS:

HIROSE ELECTRIC EUROPE B.V.
Hogehillweg #8 1101 CC Amsterdam Z-O
Phone : +31-20-6557460
Fax : +31-20-6557469
<http://www.hirose.com/eu/>

GERMANY:

HIROSE ELECTRIC EUROPE B.V. HANOVER OFFICE
Bayernstr. 3, Haus C 30855 Langenhagen, Germany
Phone : +49-511 97 82 61 30
Fax : +49-511 97 82 61 35
<http://www.hirose.com/eu/>

CHINA:

HIROSE ELECTRIC (CHINA) CO., LTD. (SHANGHAI, HEADQUARTERS)
18, Enterprise Center Tower 2, 209# Gong He
Road, Jing'an District, Shanghai, CHINA 200070
Phone : +86-21-6391-3355
Fax : +86-21-6391-3335
<http://www.hirose.com/cn/>

HONG KONG:

HIROSE ELECTRIC HONGKONG TRADING CO., LTD.
Room 1001, West Wing, Tsim Sha Tsui Centre, 66
Mody Road, Tsim Sha Tsui East, Kowloon, Hong Kong
Phone : +852-2803-5338
Fax : +852-2591-6560
<http://www.hirose.com/hk/>

SINGAPORE:

HIROSE ELECTRIC SINGAPORE PTE. LTD.
03, Anson Road, #20-01, Springleaf Tower,
Singapore 079909
Phone : +65-6324-6113
Fax : +65-6324-6123
<http://www.hirose.com/sg/>

MALAYSIA:

PENANG REPRESENTATIVE OFFICE
73-3-1, Ideal@The One, Jalan Mahsuri, Bayan
Lepas Penang, 11950, Malaysia
Phone : +604-648-5536
<http://www.hirose.com/sg/>

USA:

HIROSE ELECTRIC (U.S.A.), INC. DETROIT OFFICE (AUTOMOTIVE)
17197 N. Laurel Park Drive, Suite 253,
Livonia, MI 48152
Phone : +1-734-542-9963
Fax : +1-734-542-9964
<http://www.hirose.com/us/>

GERMANY:

HIROSE ELECTRIC EUROPE B.V. GERMAN BRANCH
Schoenbergstr. 20, 73760 ostfildern
Phone : +49-711-456002-1
Fax : +49-711-456002-299
<http://www.hirose.com/eu/>

FRANCE:

HIROSE ELECTRIC EUROPE B.V. PARIS OFFICE
130 Avenue Joseph Kessel, Bat E, 78960
Voisins le Bretonneux, France
Phone : +33-1-85764886
Fax : +33-1-85764823
<http://www.hirose.com/eu/>

CHINA:

HIROSE ELECTRIC (CHINA) CO.,LTD. BEIJING BRANCH
A1001, Ocean International Center, Building 56# East 4th
Ring Middle Road, ChaoYang District, Beijing, 100025
Phone : +86-10-5165-9332
Fax : +86-10-5908-1381
<http://www.hirose.com/cn/>

TAIWAN:

HIROSE ELECTRIC TAIWAN CO., LTD.
103 8F, No.87, Zhengzhou Rd., Taipei
Phone : +886-2-2555-7377
Fax : +886-2-2555-7355
<http://www.hirose.com/tw/>

INDIA:

HIROSE ELECTRIC SINGAPORE PTE. LTD. DELHI LIAISON OFFICE
Office NO.552, Regus-Green Boulevard, Level5, Tower C,
Sec62, Plot B-9A, Block B, Noida, 201301, Uttar Pradesh, India
Phone : +91-12-660-8018
Fax : +91-120-4804949
<http://www.hirose.com/sg/>

THAILAND:

BANGKOK OFFICE (REPRESENTATIVE OFFICE)
Unit 4703, 47th FL., 1 Empire Tower, South Sathorn
Road, Yannawa, Sathorn, Bangkok 10120 Thailand
Phone : +66-2-686-1255
Fax : +66-2-686-3433
<http://www.hirose.com/sg/>



HIROSE ELECTRIC CO.,LTD.

2-6-3,Nakagawa Chuoh,Tsuzuki-Ku,Yokohama-Shi 224-8540,JAPAN
TEL: +81-45-620-3526 Fax: +81-45-591-3726
<http://www.hirose.com>
<http://www.hirose-connectors.com>

Mouser Electronics

Authorized Distributor

Click to View Pricing, Inventory, Delivery & Lifecycle Information:

[Hirose Electric:](#)

[HT802/DF63W-1618S-2](#)