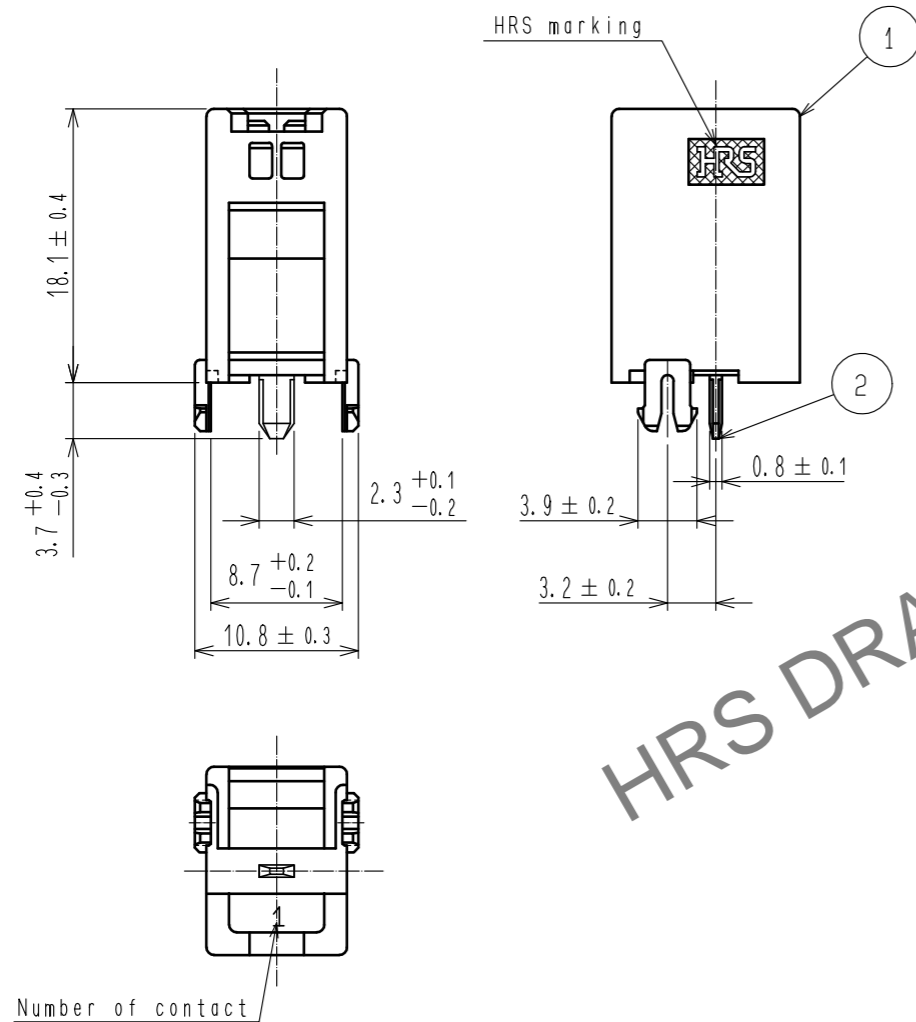
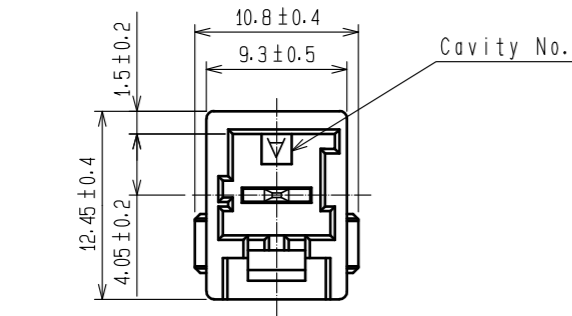


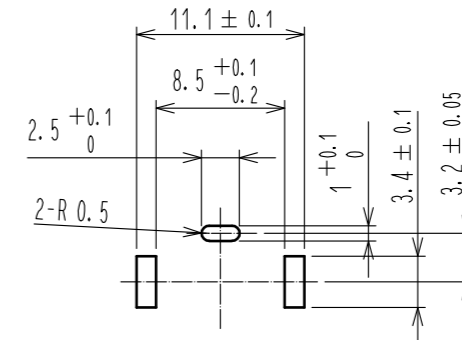
May.1.2024 Copyright 2024 HIROSE ELECTRIC CO., LTD. All Rights Reserved.
In case of consideration for using Automotive equipment / device which demand high reliability, kindly contact our sales window correspondents.



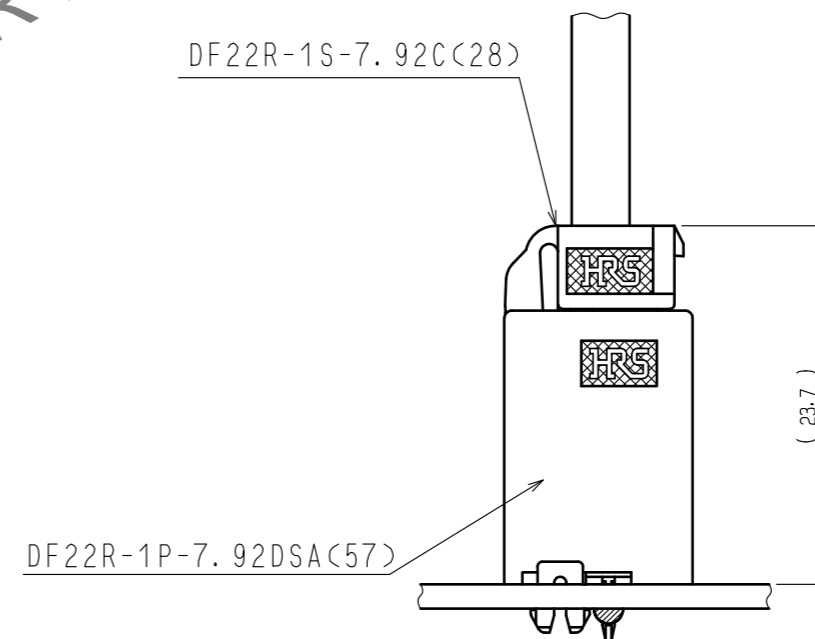
NOTE 1. UL(File No.E52653)
C-UL(File No.E52653)
TÜV(File No.R9950703) authorization article.



Recommended PCB layout

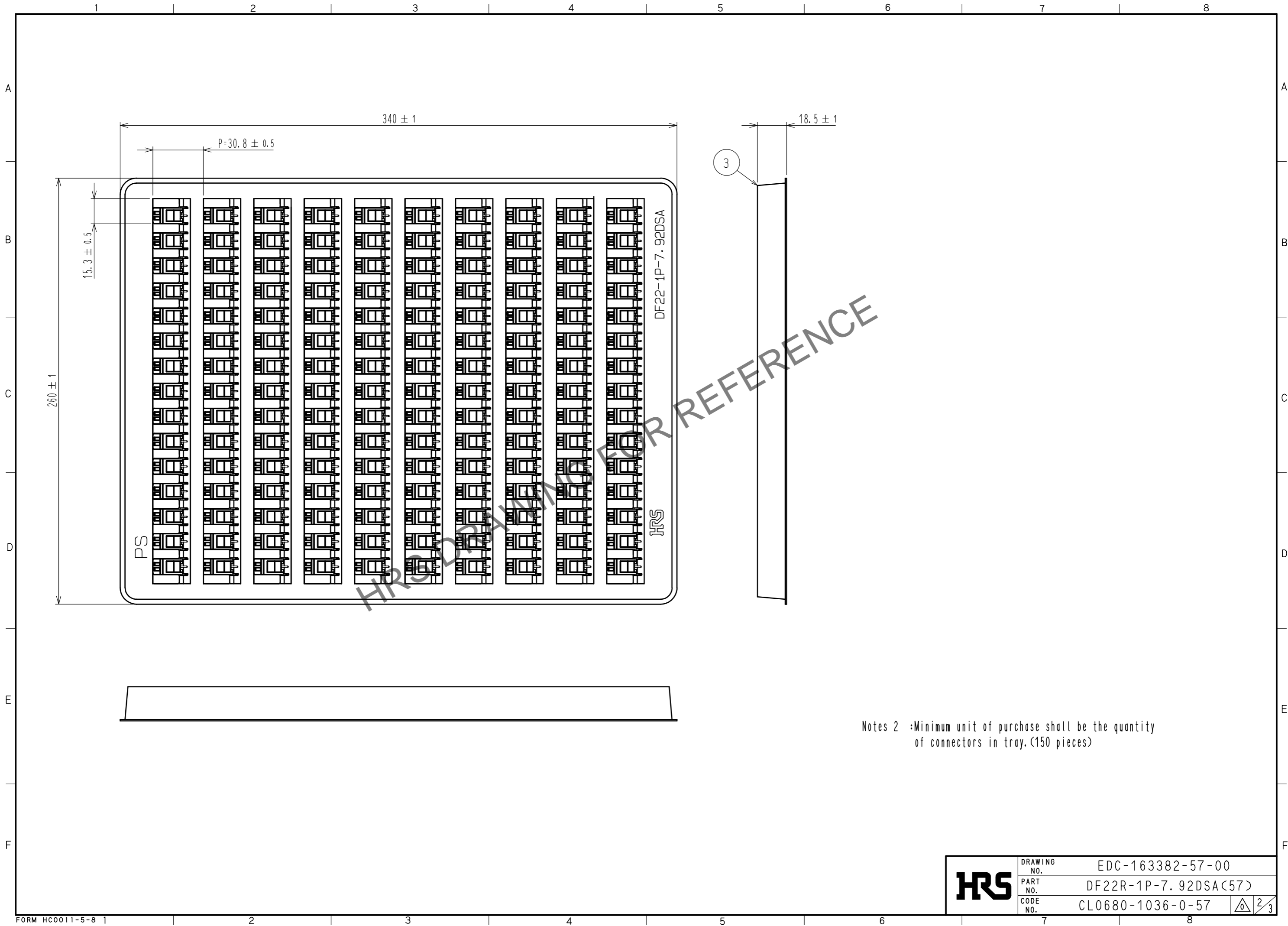


Application diagram



1			3		
Polyamide			PS		
Black, UL94V-0			Tray, White		
NO. MATERIAL FINISH . REMARKS			2		
			Copper alloy		
			Contact area:Gold plating 0.2μm min. Lead area:Tin plating 1μm min. Under plating:Nickel plating 1μm min. Othre:Nickel plating 1μm min.		
UNITS mm			NO. MATERIAL FINISH . REMARKS		
SCALE 2 : 1			DESIGNED		
COUNT			CHECKED		
DESCRIPTION OF REVISIONS			DATE		
APPROVED : SJ. OKAMURA			DRAWING NO. EDC-163382-57-00		
CHECKED : SZ. ONO			PART NO. DF22R-1P-7.92DSA(57)		
DESIGNED : TS. KUMAZAWA			CODE NO. CL0680-1036-0-57		
DRAWN : TS. KUMAZAWA			1/3		

May.1.2024 Copyright 2024 HIROSE ELECTRIC CO., LTD. All Rights Reserved.
In case of consideration for using Automotive equipment / device which demand high reliability, kindly contact our sales window correspondents.



Notes 2 :Minimum unit of purchase shall be the quantity
of connectors in tray.(150 pieces)

HRS	DRAWING NO.	EDC-163382-57-00		
	PART NO.	DF22R-1P-7. 92DSA(57)		
	CODE NO.	CL0680-1036-0-57		$\frac{2}{3}$

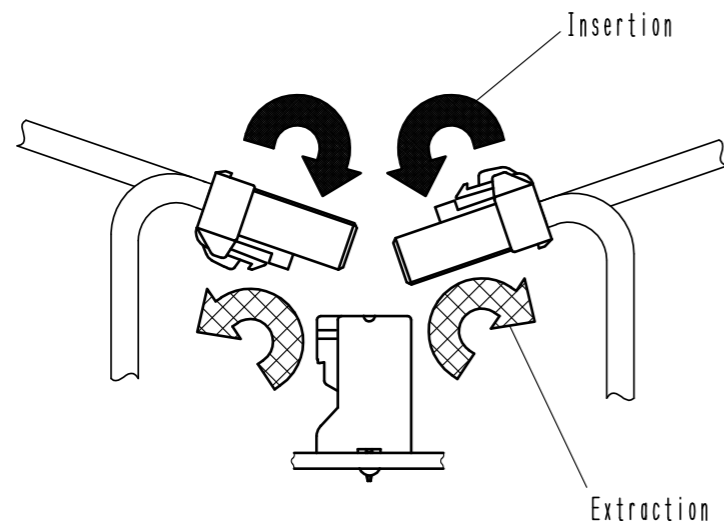
May.1.2024 Copyright 2024 HIROSE ELECTRIC CO., LTD. All Rights Reserved.
In case of consideration for using Automotive equipment / device which demand high reliability, kindly contact our sales window correspondents.

Precautions

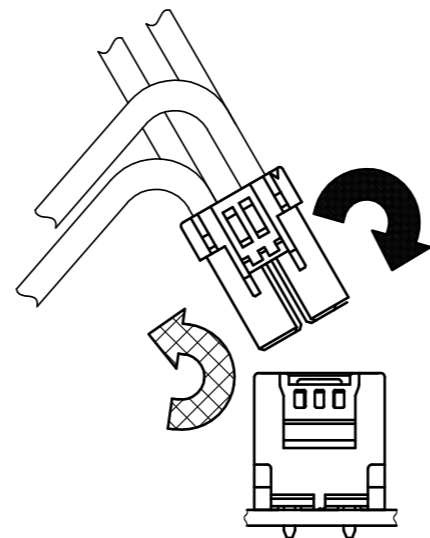
Notification for Insertion/Extraction

- 1) Please insert(extract) the crimping socket straight to the mating connector.
Insertion(extraction) at tilted angles applies load concentration to the connector end and may cause deformation (at connection area, socket and header case, etc). There is firing risk using this kind of deformed connector.

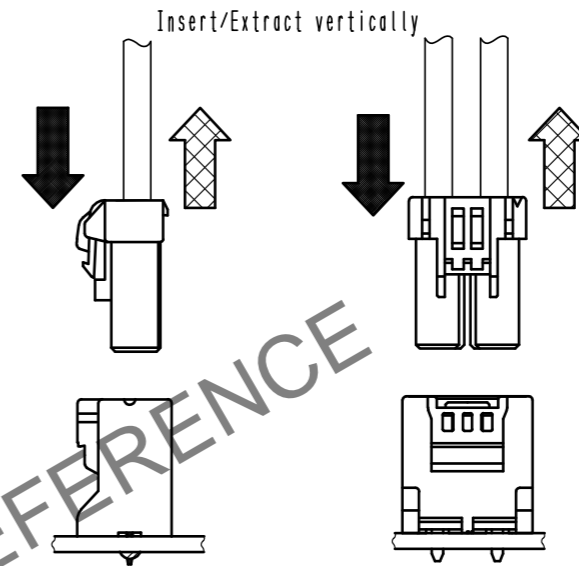
Insertion(Extraction)



NG



NG

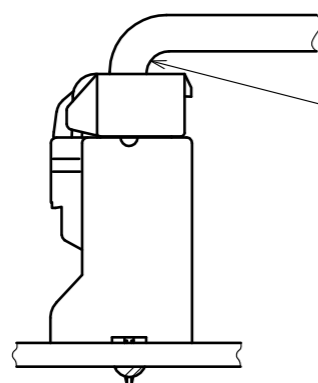


OK

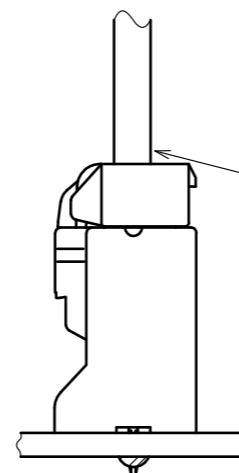
- 2) When it is hard to extract, please lightly insert the connector beforehand and then pull it with releasing the lock.
Forced extraction has a risk of connector breakage.

Notification of wiring

- 1) When using a thick cable, short cable length and bending close to the connector end, these load concentration may cause deformation.
Please note that there is firing risk using deformed connector.
When installing, please refrain from stress concentration such as cable bending close to the connector end or cable twisting.



NG



OK

- 2) Since this product uses thick wires, a larger load is applied to the connector when inserting/extracting or routing the wires.
Please use a retainer to reduce the load on the connector.

HRS

DRAWING NO.	EDC-163382-57-00
PART NO.	DF22R-1P-7. 92DSA(57)
CODE NO.	CL0680-1036-0-57

3/3

Mouser Electronics

Authorized Distributor

Click to View Pricing, Inventory, Delivery & Lifecycle Information:

[Hirose Electric:](#)

[DF22R-1P-7.92DSA\(57\)](#)