

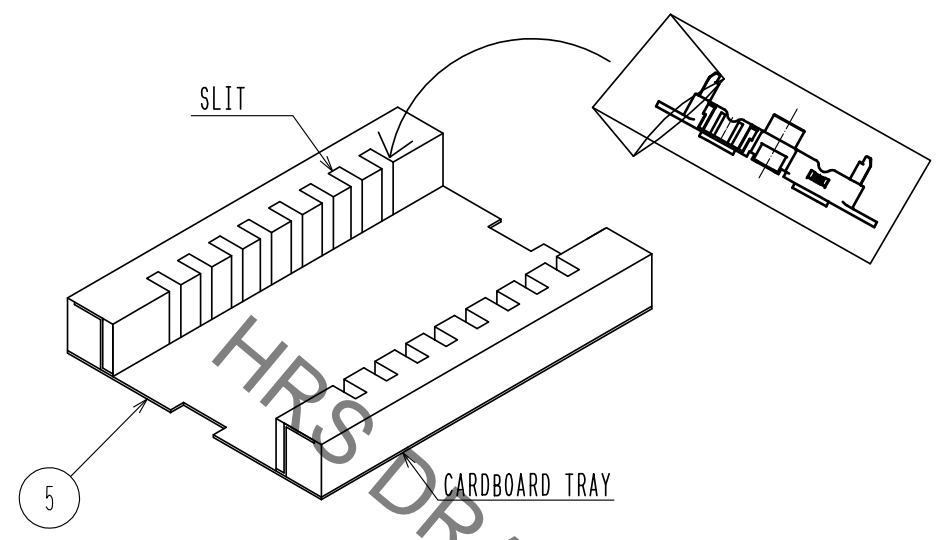


Dec.1.2021 Copyright 2021 HIROSE ELECTRIC CO., LTD. All Rights Reserved.
In case of consideration for using Automotive equipment / device which demand high reliability, kindly contact our sales window correspondents.

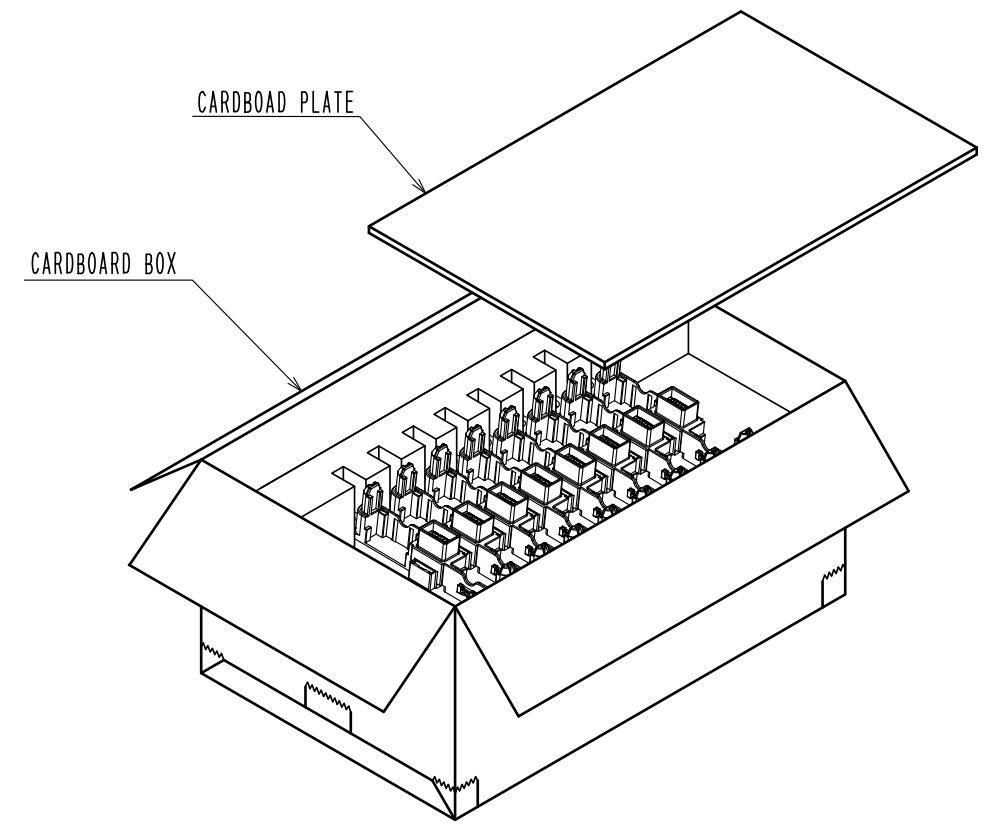
7

DRAWING FOR PACKING(FREE)

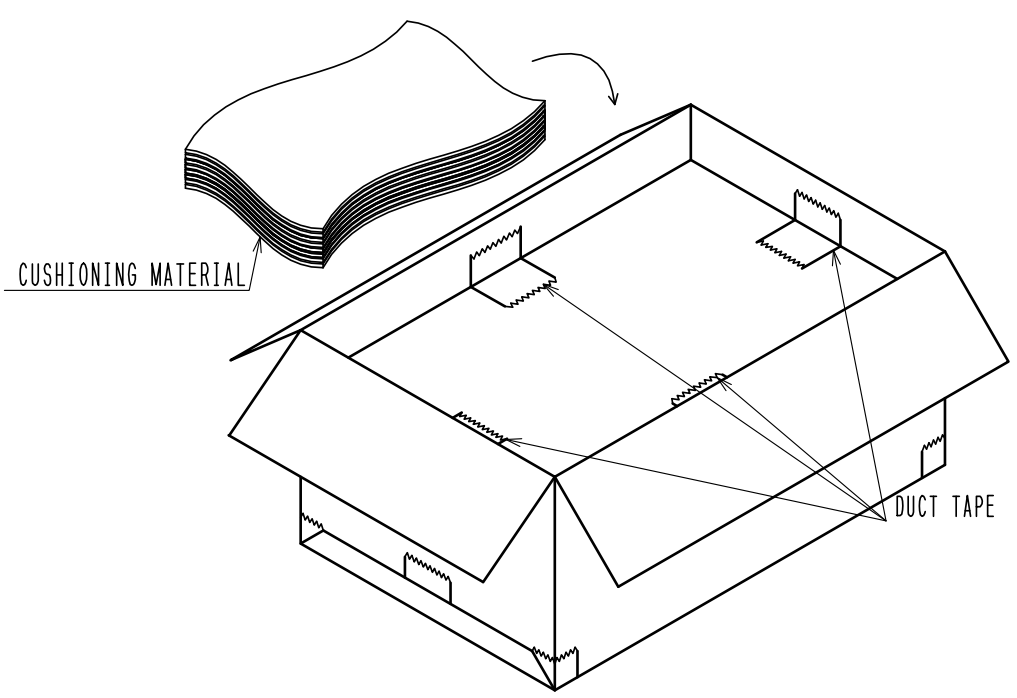
1. PUT THE PRODUCT IN VINYL BAGS, EXCESS PORTION OF VINYL BAGS IS FOLDED.
IT PLUGGED INTO THE SLIT OF THE CARDBOARD TRAY. (8 PIECES PER 1 TRAY)



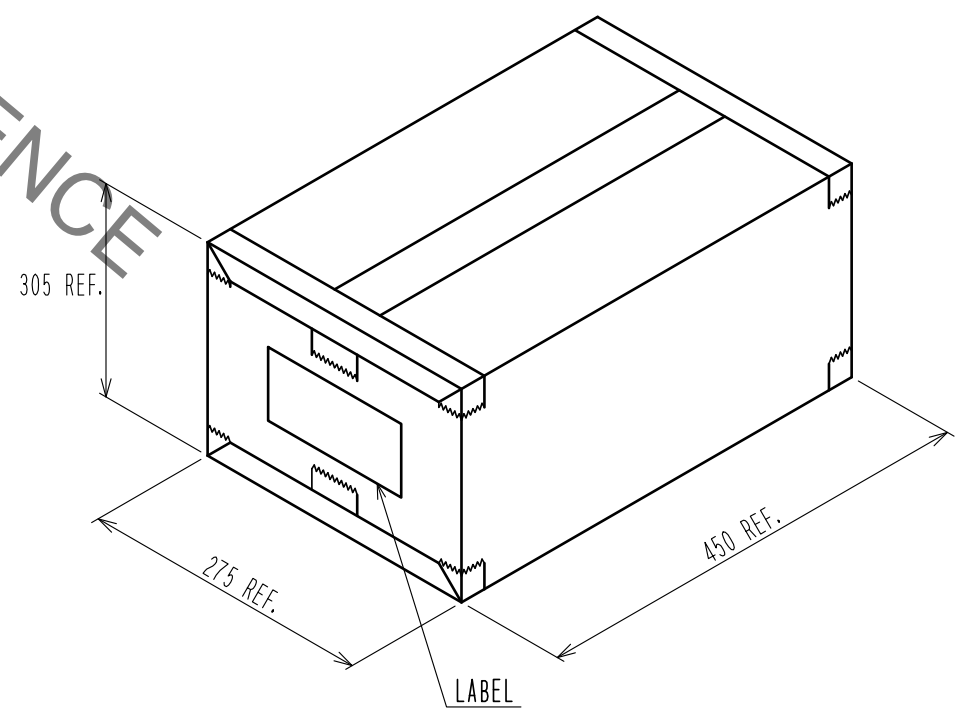
2. PUT IT ON TOP OF THE CARDBOARD TRAY ACCOMMODATING THE PRODUCTS (K26) IN FOUR STAGES,
IT COVERED THE CARDBOARD PLATE ON IT. (8 PIECES × 4-STAGE = 32 PIECES PER 1 BOX)



3. FIX THE CARDBOARD BOX AND POSITION PLATE IN DUCT TAPE.
PUT THE CUSHIONING MATERIAL ON TOP OF THE CARDBOARD PLATE.



4. CLOSE THE CARDBOARD BOX AND FIX DUCT TAPE.
PASTE LABEL ON THE SIDE OF THE CARDBOARD BOX.



| | |
|-------------|------------------|
| DRAWING NO. | EDC-128237-00-00 |
| PART NO. | PS3F-2RS/8S/10S |
| CODE NO. | CL236-1055-4-00 |

Mouser Electronics

Authorized Distributor

Click to View Pricing, Inventory, Delivery & Lifecycle Information:

[Hirose Electric:](#)

[PS3F-2RS/8S/10S](#)