



## Heyco® PCB Contacts

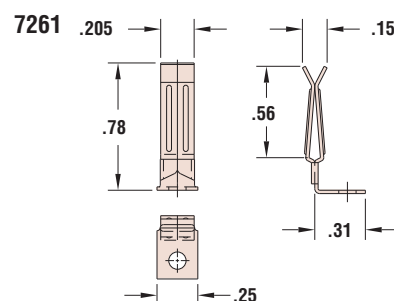
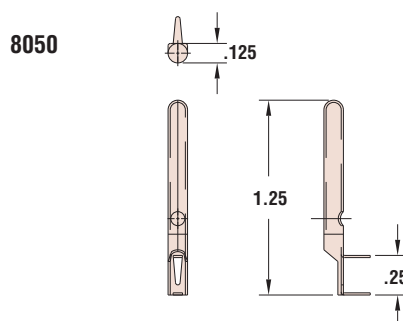
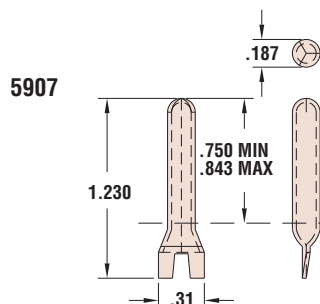
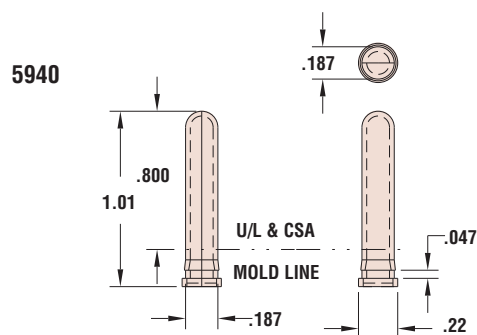
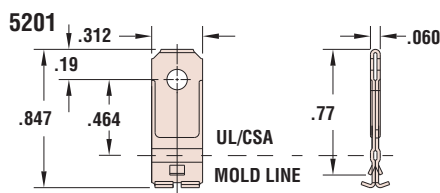
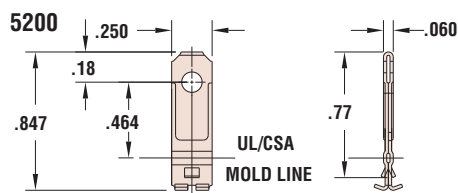
### PCB Blade, Pins, and Female Connectors

Type		PART DATA				PART NO.		FEEDS	
		Dimensions in. mm.		For Maximum PCB Thickness in. mm.		Material	Non- polarized		Polarized
Blades									
Length									
NEW!	Snap-thru	.847	21,5	.047	1,2	Brass	5200	5201	Bulk
		1.030	26,1	.078	2,0	Brass	8179	—	
Pins*									
Diameter									
Snap-Thru		.187	4,7	.047	1,2	Brass	5940	—	Bulk
Solder		.187	4,7	.047	1,2	Brass	5907	—	Bulk
Right Angle		.125	3,2	.047	1,2	Tin-Pl	8050	—	Bulk
Length									
NEW!	Female	1.080	27,4	Rivet Mount†		Brass	7347	—	Bulk
1155-90 Female**									
Wiping Contact 90°		.790	20.6	.047	1,2	Brass	7261	—	Bulk

\*For additional Heyco Specialty Pins, see page 8-42.

\*\*For additional Heyco Female Cord Connectors, see page 8-50.

†.160" (4,1 mm) mounting hole.




Materials

Alloy 260 Brass (70% Cu, 30% Zn)

Tin-Pl = Brass, Tin plated before or after stamping

*Quick  
Specs*

- Designed for printed circuit board applications when **connection to AC power is required**.
- Can be used for either NEMA 1-15 or 5-15 applications.
- **Part Nos. 5200 and 5201** are full wide designed for added support when attached to the printed circuit board.
- For our complete line of stamped Power Components, see Section 8.
- For our complete line of Nylon PCB Supports, see section 7.
- DFARS Compliant



# Mouser Electronics

Authorized Distributor

Click to View Pricing, Inventory, Delivery & Lifecycle Information:

[Heyco:](#)

[5907](#)