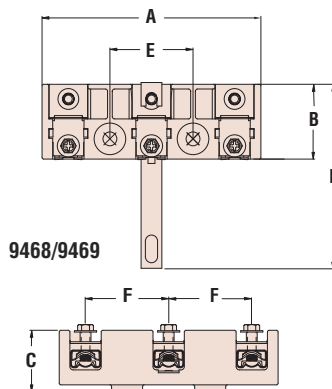
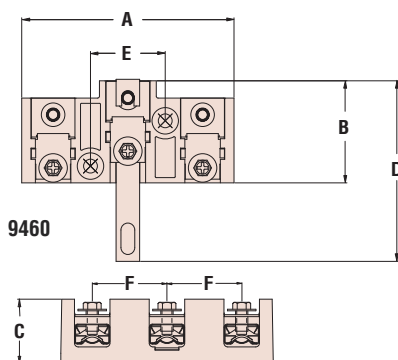


## Heyco® Post to Clamp Terminal Blocks

For High Current Copper and Aluminum Wire Applications

PART NO.	DESCRIPTION	TERMINAL POST CONFIGURATION	A O.A. Length		B Block Depth		C O.A. Height		D O.A. Strap Length		E Mounting Hole		F Terminal Spacing	
			in.	mm.	in.	mm.	in.	mm.	in.	mm.	in.	mm.	in.	mm.
9460	ERTB-1A	OFFSET	3.38	85,9	1.63	41,4	1.03	26,2	2.88	73,2	1.19	30,2	1.19	30,2
9468	ERTB-2C	IN-LINE	3.95	100,3	1.35	34,3	1.12	28,4	2.88	73,2	1.50	38,1	1.50	38,1
9469	ERTB-2D	IN-LINE	3.95	100,3	1.35	34,3	1.12	28,4	3.32	84,3				



Flammability Rating  
Certifications

94V-0



Recognized under the Component Program of Underwriters' Laboratories File E235481.



Certified by the Canadian Standards Association, File 8919.

Temperature Range

-4°F (-18°C) to 257°F (125°C)



- All types rated at 300 volts 60 amps.
- Suitable for 6-4 AWG **aluminum** or 10-6 AWG copper stranded wire. 8 AWG and large compact conductor only for copper.
- Wire protector flap so that screw does not act directly upon wire, accepts and permits use of less expensive **aluminum** wire.
- Three pole terminal blocks, post to clamp style.
- Body molded of impact resistant polycarbonate.
- Solid copper grounding strap.
- Low installation torque - 35 lbs.
- DFARS Compliant



## Heyco® Barrier Terminal Blocks

WIRE SIZE AWG	mm <sup>2</sup>	AMPS		POLES*	PART NO.	DESCRIPTION	TERMINAL TAB CONFIGURATION	PART DIMENSIONS					
		North America	Europe					A		B		C	
					Natural			in.	mm.	in.	mm.	in.	mm.
12-22	4-1	20	16	1-100*	1757	PA 80 F/F	3 tabs to 3 tabs	1.142	29,0	1.50	38,0	.433	11,0
					1758	PA 81	end plate						

Standard color natural.

\*Poles may be ganged as required, 1 each P/N 1757 for each pole connected.

Materials

Nylon and galvanized steel

Certification



Recognized Component under UL File E103541

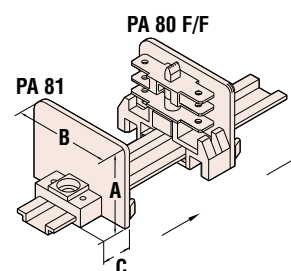
Flammability Rating

94V-0

Temperature Range

-40°F (-40°C) to 257°F (125°C)

- **Single pole barrier terminal block**, whose inserts are ultrasonically welded into position.
- Each pole snap-fits into the next, enabling custom number of poles to suit your application.
- End plate PA 81 is required to effect an end barrier.
- Suitable for panel or 15 DIN 46277 rail mounting.
- All types are rated at 600 volts (380 volts in Europe).
- Made of Nylon and galvanized steel.
- DFARS Compliant



# Mouser Electronics

Authorized Distributor

Click to View Pricing, Inventory, Delivery & Lifecycle Information:

[Heyco:](#)

[9460](#) [9468](#) [9469](#) [1757](#) [1758](#)