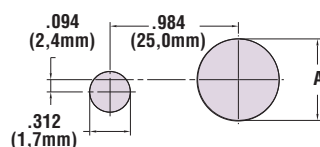


Heyco® Euro Strain Relief Bushings

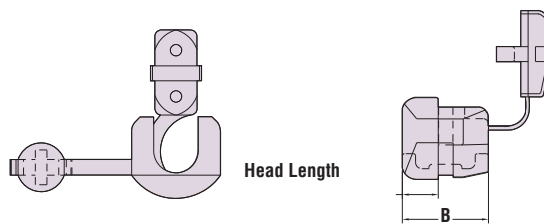
CEE Series

WILL FIT THESE CABLES Cross Section	Approximate Diameter		PANEL DIMENSIONS A Mounting Hole Dia.				PART NO. Black	DESCRIPTION	B Body Length	
	in.	mm.	in.	mm.	in.	mm.			in.	mm.
Round	.300	7,6	.625	15,9	.125	3,2	3772	SR 6P10 CEE	.671	17,0
Round	.325- .360	8,3- 9,1	.625	15,9	.125	3,2	3776	SR 6P30 CEE	.625	15,9

Standard color black. Consult Heyco for white and other colors.



MOUNTING HOLES



.281 (7,1mm) for Part #3772
.254 (5,9mm) for Part #3776

Heyco® T-Bar





For European Requirements

Designed to meet those requirements wherein the Strain Relief device must remain attached to the panel during cable removal or replacement.

- Button lock, flexibly connected to the bushing, mounts into a hole alongside the bushing.
- Button lock secures the bushing to the panel during cable removal or replacement.

Material
Certifications

Nylon 6/6
 Recognized under Underwriters' Laboratories File E15331 (SRs Only)
 Certified by the Canadian Standards Association File 8919 (SRs Only)
 94V-2
 -04°F (-18°C) to 221°F (105°C)

Flammability Rating
Temperature Range

*Quick
Specs*

Mouser Electronics

Authorized Distributor

Click to View Pricing, Inventory, Delivery & Lifecycle Information:

[Heyco:](#)

[3772](#) [3776](#) [3791](#)