

Customer Information Sheet

DRAWING No.: S8421-45R

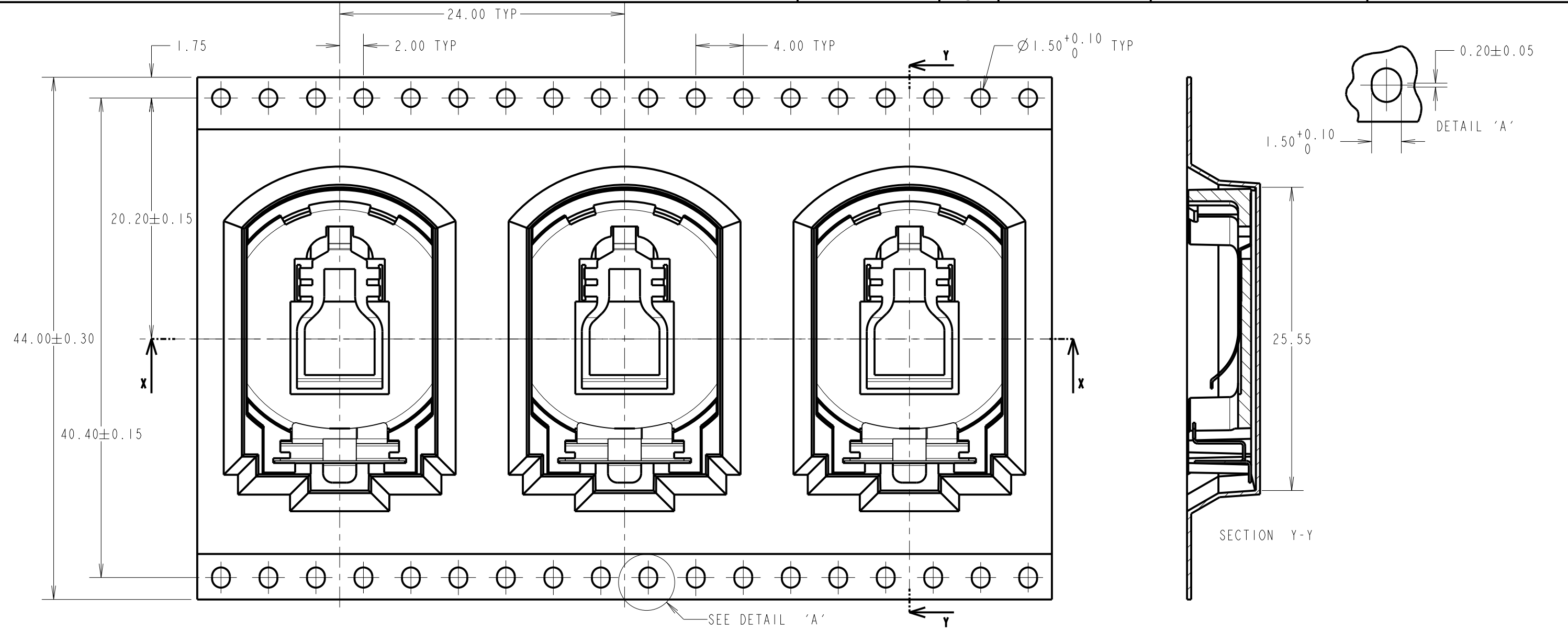
IF IN DOUBT - ASK

©

NOT TO SCALE

THIRD ANGLE PROJECTION

ALL DIMENSIONS IN mm



FINISHED REELING DIRECTION

ROUND HOLES THIS SIDE

NOTES:

- FOR CONNECTOR DETAILS SEE SHEET 4.
- QUANTITY PER REEL = 500.
- TAPE AND REELING TO BE IN ACCORDANCE WITH EIA-481 (ELECTRONIC INDUSTRIES ASSOCIATION)

REEL DETAILS

5.80

Ø 100 MIN

Ø 330

Ø 13.0^{+0.5}_{-0.2}

RA	6	05.01.22	31302
NAME	ISS.	DATE	CN/CO
APPROVED:		R.ALEXANDER	
CHECKED:		M.RUDKIN	
DRAWN:		R.ADDE	
CUSTOMER REF.:			
ASSEMBLY DRG:			

www.harwin.com

technical@harwin.com

THIS DRAWING AND ANY INFORMATION OR DESCRIPTIVE MATTER SET OUT HEREON ARE CONFIDENTIAL AND COPYRIGHT PROPERTY OF THE HARWIN GROUP AND MUST NOT BE DISCLOSED, LOANED, COPIED OR USED FOR MANUFACTURING, TENDERING OR FOR ANY OTHER PURPOSE WITHOUT THEIR WRITTEN PERMISSION.

TOLERANCES

X. = ±1mm

X.X = ±0.50mm

X.XX = ±0.20mm

X.XXX = ±0.01mm

ANGLES = ±5°

UNLESS STATED

MATERIAL:

SEE SHEET 1

FINISH: SEE SHEET 1

S/AREA: mm²

TITLE:

SMT COIN CELL HOLDER FOR CR2032 TAPE & REELED

DRAWING NUMBER:

S8421-45R

SHT 3 OF 4

Customer Information Sheet

DRAWING No.: S8421-45R

IF IN DOUBT - ASK

(C)

NOT TO SCALE

THIRD ANGLE PROJECTION

ALL DIMENSIONS IN mm

SPECIFICATIONS:

MATERIAL:

MOULDING: PPS 30% G/F, UL94V-0, BROWN

CONTACT: PHOSPHOR BRONZE

FINISH:

CONTACTS = GOLD FLASH

ELECTRICAL:

CONTACT RESISTANCE = $30\text{m}\Omega$ MAX

INSULATION RESISTANCE = $1000\text{M}\Omega$ MIN

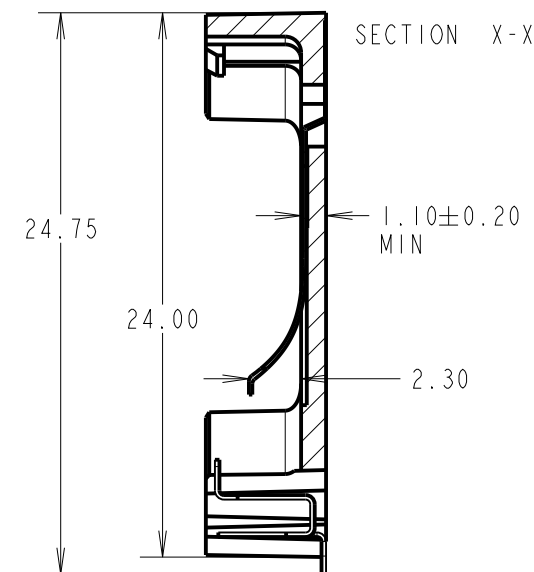
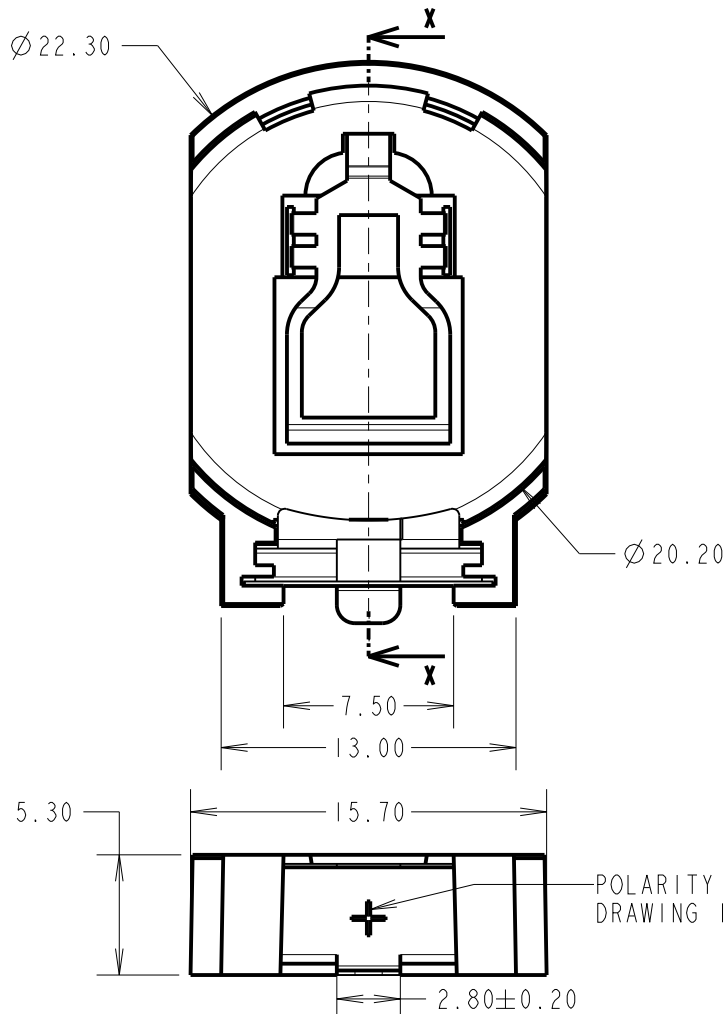
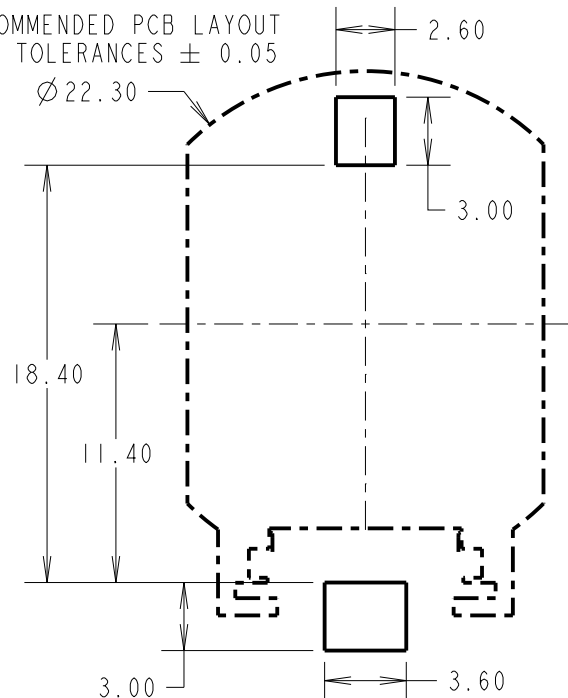
DIELECTRIC VOLTAGE = 220V AC FOR 1 MINUTE

ENVIRONMENTAL:

OPERATING TEMPERATURE = -55°C TO $+85^{\circ}\text{C}$

RECOMMENDED PCB LAYOUT

ALL TOLERANCES ± 0.05



NOTES:

1. SUITABLE FOR THE FOLLOWING COIN CELL: CR2032.
2. ALL TOLERANCES ARE ± 0.30 UNLESS OTHERWISE STATED.

RA	6	05.01.22	31302
NAME	ISS.	DATE	CN/CO
APPROVED: R.ALEXANDER			
CHECKED: M.RUDKIN			
DRAWN: R.ADDE			
CUSTOMER REF.:			
ASSEMBLY DRG:			

HARWIN

www.harwin.com
technical@harwin.com

THIS DRAWING AND ANY INFORMATION OR DESCRIPTIVE MATTER SET OUT HEREON ARE CONFIDENTIAL AND COPYRIGHT PROPERTY OF THE HARWIN GROUP AND MUST NOT BE DISCLOSED, LOANED, COPIED OR USED FOR MANUFACTURING, TENDERING OR FOR ANY OTHER PURPOSE WITHOUT THEIR WRITTEN PERMISSION.

TOLERANCES

$\% = \pm 1\text{mm}$
 $\text{X.X} = \pm 0.50\text{mm}$
 $\text{X.XX} = \pm 0.20\text{mm}$
 $\text{X.XXX} = \pm 0.01\text{mm}$
ANGLES = $\pm 5^{\circ}$
UNLESS STATED

MATERIAL:

SEE ABOVE

FINISH: SEE ABOVE

S/AREA:

mm²

TITLE:

COIN CELL HOLDER
FOR CR2032

DRAWING NUMBER:

S8421-45R

SHT
4
OF
4

Mouser Electronics

Authorized Distributor

Click to View Pricing, Inventory, Delivery & Lifecycle Information:

Harwin:

S8421-45R