

Customer Information Sheet

DRAWING No.: M80-5T10822M2-02-331-00-000 SHEET 2 OF 2 IF IN DOUBT - ASK © NOT TO SCALE THIRD ANGLE PROJECTION ALL DIMENSIONS IN mm

SPECIFICATIONS:

MATERIAL:
MOULDING: GLASS FILLED PPS, UL94V-0, BLACK
SIGNAL CONTACT: PHOSPHOR BRONZE
POWER CONTACT: COPPER ALLOY
JACKSCREW: STAINLESS STEEL

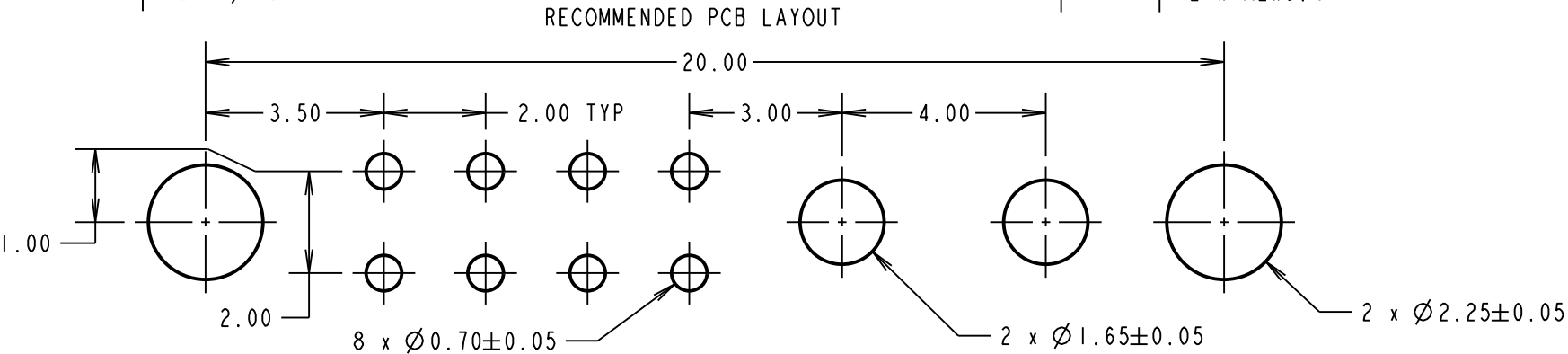
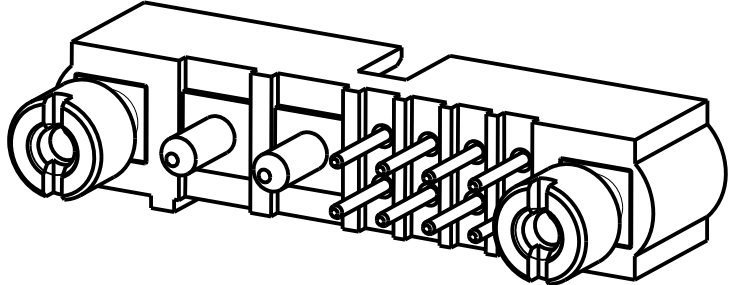
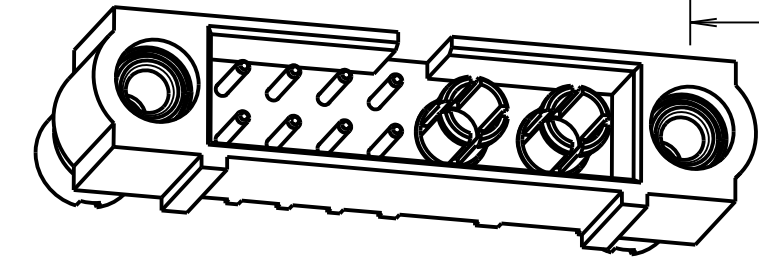
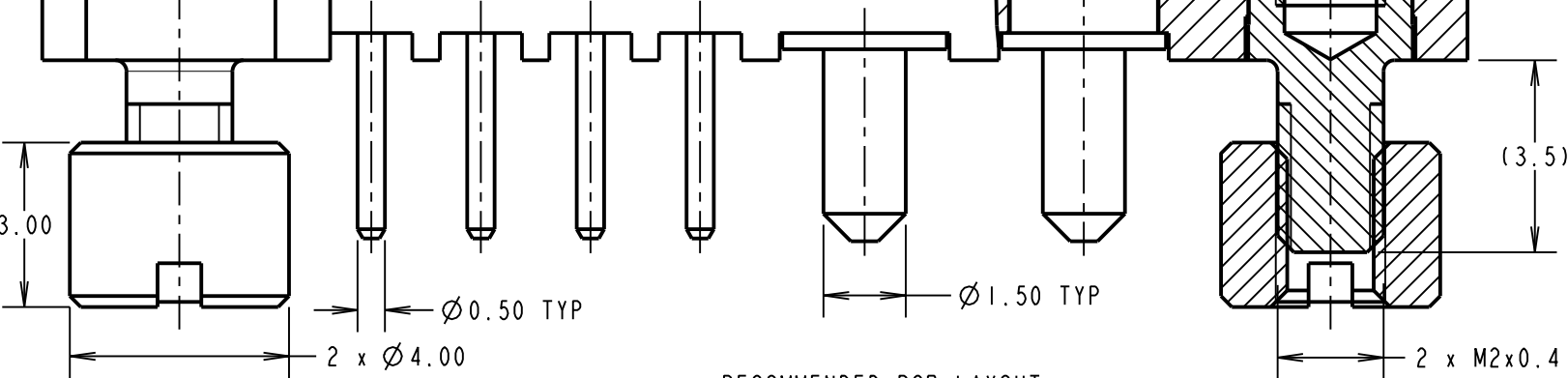
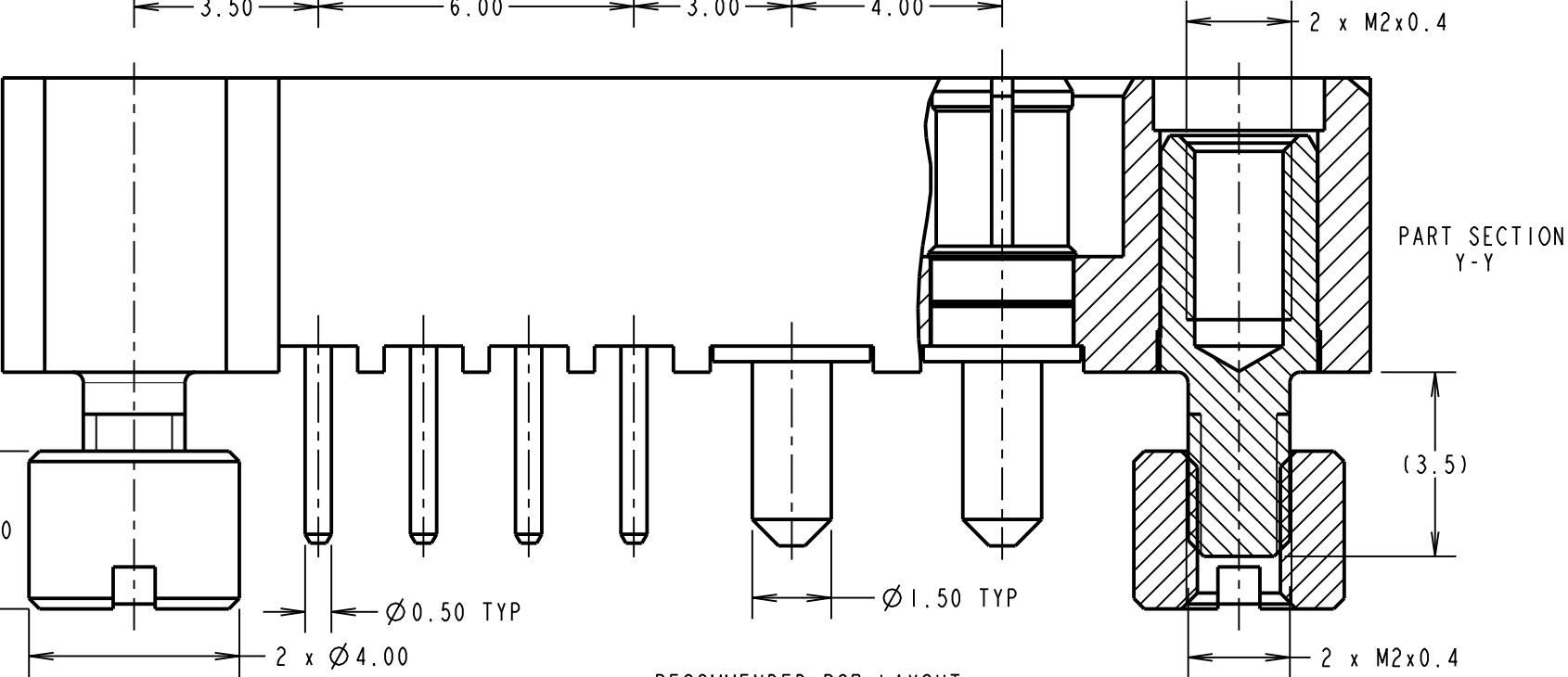
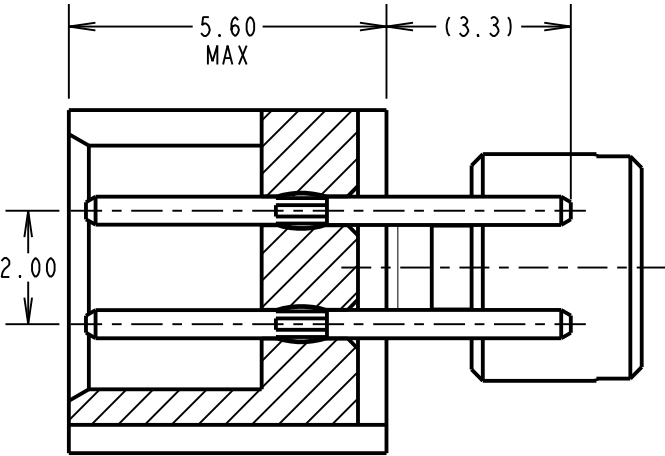
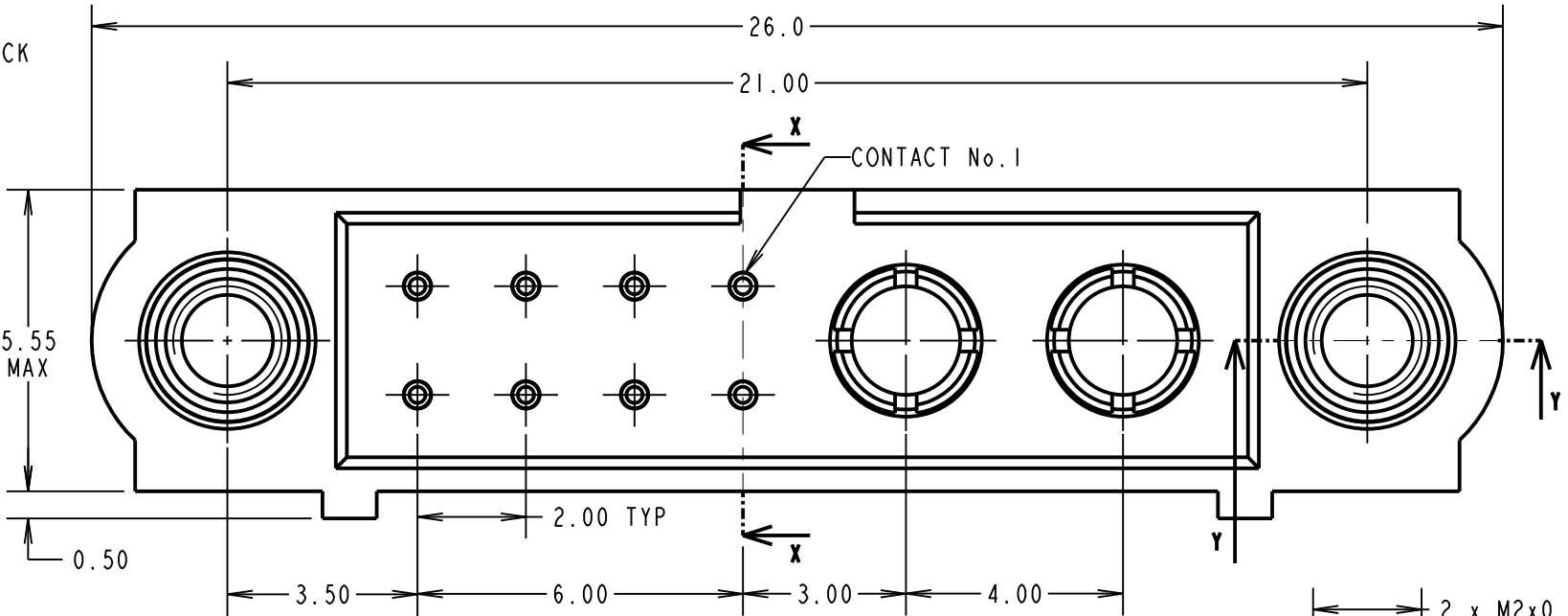
FINISH:
SIGNAL CONTACT:
0.75µ GOLD ON CONTACT AREA,
3µ 90/10 TIN/LEAD ON TAILS
POWER CONTACT: GOLD

ELECTRICAL:
WORKING VOLTAGE = 800V AC/DC
VOLTAGE PROOF = 1200V AC/DC
INSULATION RESISTANCE = 100MΩ MIN
SIGNAL CONTACT:
CURRENT RATING AT 25°C = 3.0A MAX
CURRENT RATING AT 85°C = 2.2A MAX
CONTACT RESISTANCE = 25mΩ MAX
POWER CONTACT:
CONTACT RESISTANCE 6mΩ MAX
CURRENT RATING = 20A MAX

MECHANICAL:
DURABILITY = 500 OPERATIONS
SIGNAL CONTACT:
INSERTION FORCE = 2.0N MAX
WITHDRAWAL FORCE = 0.2N MIN
POWER CONTACT:
INSERTION FORCE = 8.0N MAX
WITHDRAWAL FORCE = 0.5N MIN

ENVIRONMENTAL:
TEMPERATURE RANGE = -55°C TO +125°C

PACKING:
TUBE
FOR COMPLETE SPECIFICATION SEE COMPONENT SPECIFICATION C005XX (LATEST ISSUE)



HARWIN

www.harwin.com
technical@harwin.com

THIS DRAWING AND ANY INFORMATION OR DESCRIPTIVE MATTER SET OUT HEREON ARE CONFIDENTIAL AND COPYRIGHT PROPERTY OF THE HARWIN GROUP AND MUST NOT BE DISCLOSED, LOANED, COPIED OR USED FOR MANUFACTURING, TENDERING OR FOR ANY OTHER PURPOSE WITHOUT THEIR WRITTEN PERMISSION.

TOLERANCES
X. = ±1mm
X.X = ±0.50mm
X.XX = ±0.10mm
X.XXX = ±0.01mm
ANGLES = ±5°
UNLESS STATED

MATERIAL:

SEE ABOVE

FINISH:

SEE ABOVE

S/AREA:

mm²

TITLE: JACKSCREW DATAMATE
MIXED TECHNOLOGY
PC TAIL MALE ASSEMBLY

DRAWING NUMBER:

M80-5T10822M2-02-331-00-000

SHT

2 OF 2

FM	2	27.09.17	13269
NAME	ISS.	DATE	C/NOTE
APPROVED: F. MCGOWAN			
CHECKED: M. PLESTED			
DRAWN: R. ADDE			
CUSTOMER REF.:			
ASSEMBLY DRG:			

Mouser Electronics

Authorized Distributor

Click to View Pricing, Inventory, Delivery & Lifecycle Information:

[Harwin:](#)

[M80-5T10822M2-02-331-00-000](#)