

# Customer Information Sheet

DRAWING No.: H3484-42

SHEET 2 OF 2

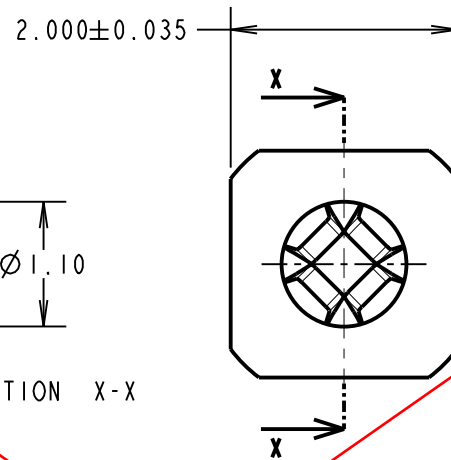
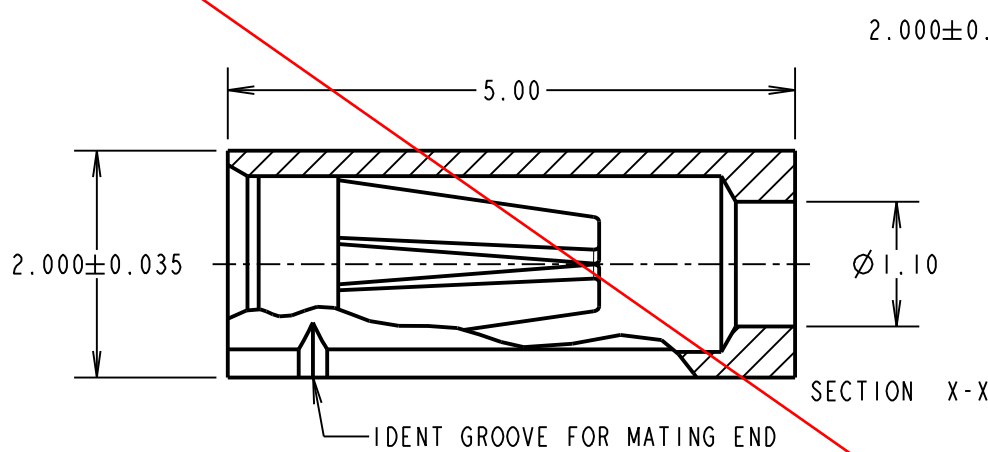
IF IN DOUBT - ASK

©

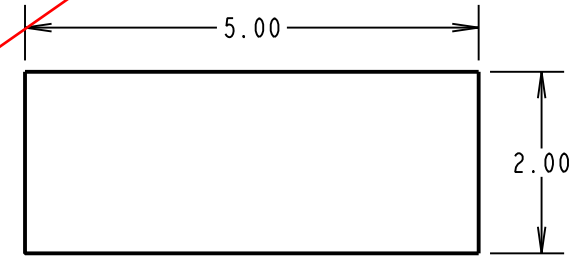
NOT TO SCALE

THIRD ANGLE PROJECTION

ALL DIMENSIONS IN mm



NOTES:  
1. FOR TAPE AND REELED VERSION,  
SEE DRAWING H3484-42R.



RECOMMENDED  
PAD LAYOUT

**SPECIFICATIONS:**

**MATERIALS:**

SHELL = BRASS CW614N M TO BS EN 12164

CLIP = BERYLLIUM COPPER C17200 HM

**FINISH:**

42 = NICKEL ALL OVER,

0.10-0.15µ GOLD CLIP, 3.5-5.0µ 100% TIN SHELL

**ELECTRICAL:**

CURRENT RATING AT 25°C = 10 AMPS

CURRENT RATING AT 85°C = 7.5 AMP

CONTACT RESISTANCE = 10mΩ MAX

**ENVIRONMENTAL:**

TEMPERATURE RANGE = -55°C TO +125°C

**MECHANICAL:**

DURABILITY = 1000 OPERATIONS

INSERTION FORCE (Ø 1.00mm GAUGE) = 9.0N MAX, 3.0N MIN.

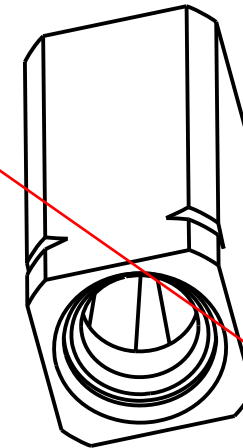
WITHDRAWAL FORCE (Ø 1.00mm GAUGE) = 3.0N MAX, 1.0N MIN

MATING PIN SIZE = Ø 1.05-0.90mm

CONTACT DEPTH = 4.1mm MAX.

FOR COMPLETE MECHANICAL AND ELECTRICAL SPECIFICATION  
SEE COMPONENT SPECIFICATION C009XX (LATEST ISSUE).

**OBSOLETE**



SB	7	13.08.14	12551
NAME	ISS.	DATE	C/NOTE
APPROVED: S.BENNETT			
CHECKED: S.FLOWER			
DRAWN: I.SANDY			
CUSTOMER REF.:			
ASSEMBLY DRG:			

**HARWIN**

www.harwin.com  
technical@harwin.com

THIS DRAWING AND ANY  
INFORMATION OR DESCRIPTIVE  
MATTER SET OUT HEREON ARE  
CONFIDENTIAL AND COPYRIGHT  
PROPERTY OF THE HARWIN  
GROUP AND MUST NOT BE  
DISCLOSED, LOANED, COPIED  
OR USED FOR MANUFACTURING,  
TENDERING OR FOR ANY  
OTHER PURPOSE WITHOUT  
THEIR WRITTEN PERMISSION.

**TOLERANCES**

X. = ±1mm  
X.X = ±0.25mm  
X.XX = ±0.10mm  
X.XXX = ±0.01mm  
ANGLES = ±5°  
UNLESS STATED

**MATERIAL:**

SEE ABOVE

**FINISH:**

SEE ABOVE

**S/AREA:**

mm<sup>2</sup>

**TITLE:**

Ø 1.00mm SURFACE MOUNT  
TEST SOCKET ASSEMBLY

**DRAWING NUMBER:**

**H3484-42**

SHT  
2 OF 2

# Mouser Electronics

Authorized Distributor

Click to View Pricing, Inventory, Delivery & Lifecycle Information:

[Harwin:](#)

[H3484-42](#)