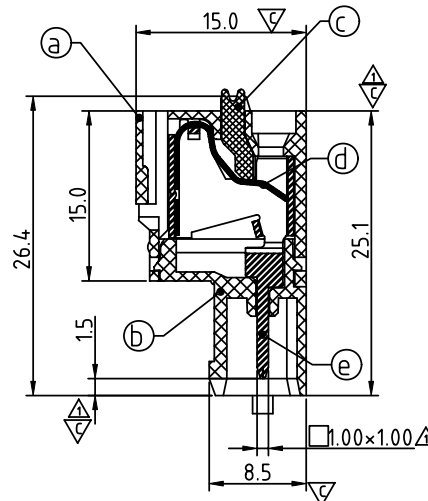
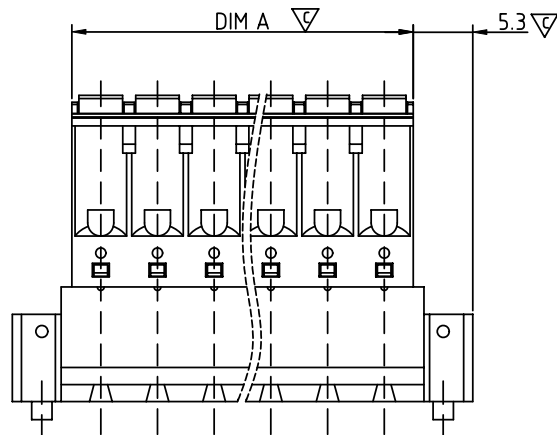


Dimension

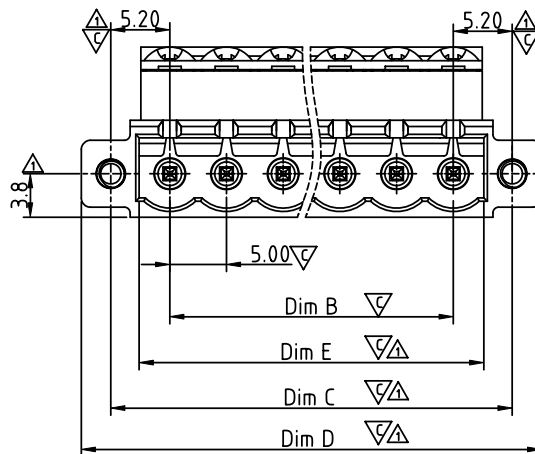
DIM A	N×5.0+0.10
DIM B	(N-1)×5.0
DIM C	(N-1)×5.0+10.4
DIM D	N×5.0+10.6
DIM E	N×5.0+0.4

N=Number of poles

POLES	TOL
2p-6p	±0.15
7p-12p	±0.20
13p-16p	±0.30
17p-24p	±0.40



SECTION P-P



SIGN	DATE	DESCRIPTION	APPROVER
△	06/22'13	Add the dimensional label	Jacky
△	06/22'13	Add the teminal lever colour	Jacky
△	06/22'13	Add the colour code	Jacky
△	06/22'13	Change the drawing number	Jacky
THIS IS CAD DRAWING, DO NOT REVISE MANUALLY!!!			

Material

- Item a Terminal body:Thermoplastic (UL94V-0)
- Item b Terminal body:Thermoplastic (UL94V-0)
- Item c Terminal lever:Thermoplastic (UL94V-0)Orange△
- Item d Wire guard:Stainless Steel
- Item e Male contact pin:PhBz (CuSn) Tin plated
- Item f With flange screw :Steel Zinc plating M2.5 solt "+/-" type

Electrical

- Voltage rating: 300V
- Current rating: 10A
- Solid wire(AWG): 12-26
- Stranded wire(AWG): 12-26
- Wire strip length: 9-10mm
- Withstanding Voltage: 1.6KV
- Operating temperature: -40°C to +115°C
- Safety Approval: cULus
- Critical dimension: ∇

H5 xx 70 x 1 xxxx G

02 2 CONTACTS
03 3 CONTACTS
...
24 24 CONTACTS



0: BLACK
5: GREEN (RAL 6018/T)
6: BLUE
8: GREY (RAL 7035/D)
△C: GREEN (RAL 6018/U)

0000 Standard @ Logo
000A Standard ANY Logo
Any special item by customer request, please contact sales department.
RoHS compliant (lead<4%)
In copper Alloy

ANYTEK

CUSTOMER COPY

ALL RIGHTS RESERVED. REPRODUCTION OR ISSUE TO THIRD PARTIES IN ANY FORM WHATEVER IS NOT PERMITTED WITHOUT WRITTEN AUTHORITY FROM THE PROPRIETOR. PROPERTY OF ANYTEK TECHNOLOGY CO., LTD

TITLE	H5 5.0 Series (2P-24P) (With flange screw)							
PART NO.	H5xx70x1xxxxG			DWG NO.	8H50302 			
APPROVED	CHECKED	DESIGNED	DRAWN	CUST NO.			Tolerance	
		Jacky 2013.06.22	Jacky 2013.06.22		UNIT: mm		X. ±0.50	
					SCALE: NONE		X.X ±0.30	
					SHEET: 01/01		X.XX ±0.10	
					REV.: B		X* ±1"	

Mouser Electronics

Authorized Distributor

Click to View Pricing, Inventory, Delivery & Lifecycle Information:

Amphenol:

<u>H50270510000G</u>	<u>H50370510000G</u>	<u>H50470510000G</u>	<u>H50570510000G</u>	<u>H50670510000G</u>	<u>H50770510000G</u>
<u>H50870510000G</u>	<u>H50970510000G</u>	<u>H51070510000G</u>	<u>H51170510000G</u>	<u>H51270510000G</u>	<u>H51370510000G</u>
<u>H51470510000G</u>	<u>H51570510000G</u>	<u>H51670510000G</u>	<u>H51770510000G</u>	<u>H51870510000G</u>	<u>H51970510000G</u>
<u>H52070510000G</u>	<u>H52170510000G</u>	<u>H52270510000G</u>	<u>H52370510000G</u>	<u>H52470510000G</u>	