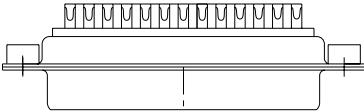
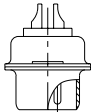
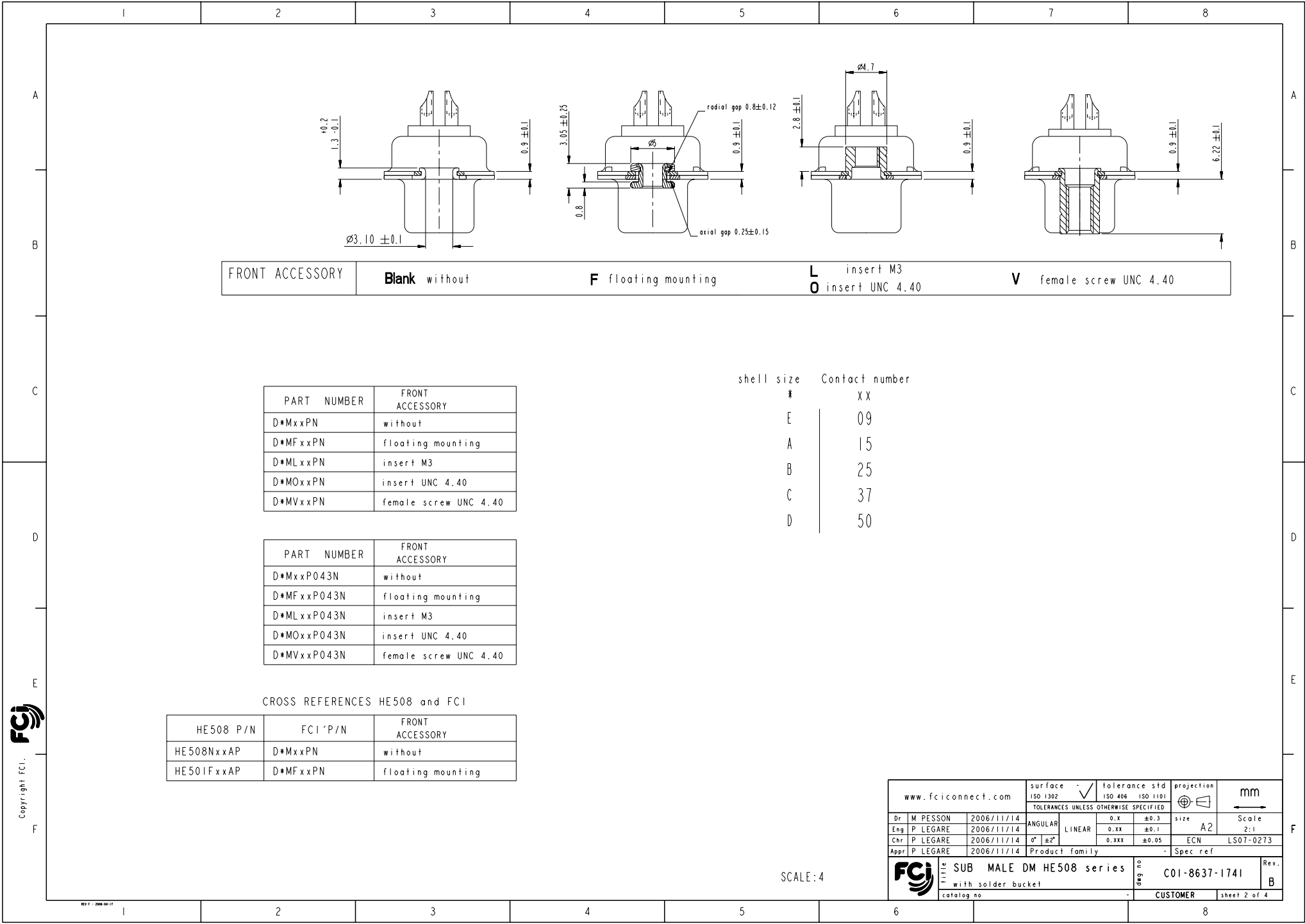


	I	2	3	4	5	6	7	8																																																																																																													
A	<div>REFERENCE SPECIFICATIONS</div> <div>-NFC 93425 (in compliance with HE 508)</div> <div>PHYSICAL CHARACTERISTICS</div> <div>-INSULATOR MATERIAL: THERMOSET UL94V0</div> <div>BRASS</div> <div>GOLD OVER NICKEL</div> <div>-ACCESSORIES: BRASS</div> <div>Cadmium plated, yellow passivation</div> <div>-SHELLS: STEEL</div> <div>Cadmium plated, yellow passivation</div>			<div>Series</div> <div>DBML25P043N</div> <div>Shell size: E A B C D</div> <div>see sheet 2</div> <div>Front accessory definition</div> <div>see sheet 2</div> <div>Blank :without accessory</div> <div>F :floating mounting</div> <div>L :threaded insert M3</div> <div>O :threaded insert UNC 4-40</div> <div>V :female screw UNC 4-40</div> <div>Contact number (see sheet 2)</div> <div>9,15,25,37,50</div> <div>Contacts</div> <div>P Pin</div> <div>Plating</div> <div>Blank :solder bucket 500 matings/unmatings</div> <div>043 :solder bucket 500 matings/unmatings</div> <div>for harsh environment</div> <div>Obligatory for HE508</div>					A																																																																																																												
B	<div>ELECTRICAL CHARACTERISTICS</div> <div>-NOMINAL CURRENT: 7.5A</div> <div>-CONTACT RESISTANCE: <= 7.3 m ohms</div> <div>-CONTACT/CONTACT : >=1000 V</div> <div>-CONTACT/GROUND : >=1200 V</div> <div>-INSULATION RESISTANCE: >=5000 MOhms</div> <div>ENVIRONMENTAL CHARACTERISTICS</div> <div>- CLIMATIC CATEGORY: 55/155/56</div> <div>TEMPERATURE RANGE -55°C TO +155°C</div> <div>DAMP HEAT STEADY STATE 56 DAYS</div> <div>SALT SPRAY 48 HOURS</div>								B																																																																																																												
C	<div>MECHANICAL CHARACTERISTICS</div> <div>- RETENTION AGAINST TORQUE: - Threaded insert: 0.7 N.m minimum</div> <div>- Female screw : 0.5 N.m minimum</div>								C																																																																																																												
D									D																																																																																																												
E				<div><div>25WAY for Example</div></div>					E																																																																																																												
F				<div><table><tr><td colspan="4">www.fciconnect.com</td><td>surface</td><td>-</td><td>tolerance std</td><td>projection</td><td colspan="2">mm</td></tr><tr><td colspan="4"></td><td>ISO 1302</td><td>✓</td><td>ISO 406</td><td>ISO 1101</td><td colspan="2"></td></tr><tr><td colspan="4"></td><td colspan="6">TOLERANCES UNLESS OTHERWISE SPECIFIED</td></tr><tr><td colspan="4"></td><td>ANGULAR</td><td>LINEAR</td><td>0.X</td><td>±0.3</td><td>size</td><td>A2</td></tr><tr><td colspan="4"></td><td colspan="2"></td><td>0.XX</td><td>±0.1</td><td>Scale</td><td>2:1</td></tr><tr><td colspan="4"></td><td colspan="2"></td><td>0.XXX</td><td>±0.05</td><td>ECN</td><td>LS07-0273</td></tr><tr><td colspan="4"></td><td colspan="6">Product family</td><td>-</td><td>Spec.ref</td></tr><tr><td colspan="4"></td><td colspan="6">SUB MALE DM HE508 series</td><td>deg no</td><td>C01-8637-1741</td></tr><tr><td colspan="4"></td><td colspan="6">with solder bucket</td><td>Rev.</td><td>B</td></tr><tr><td colspan="4"></td><td colspan="6">catalog no</td><td>CUSTOMER</td><td>sheet 1 of 4</td></tr></table></div>					www.fciconnect.com				surface	-	tolerance std	projection	mm						ISO 1302	✓	ISO 406	ISO 1101							TOLERANCES UNLESS OTHERWISE SPECIFIED										ANGULAR	LINEAR	0.X	±0.3	size	A2							0.XX	±0.1	Scale	2:1							0.XXX	±0.05	ECN	LS07-0273					Product family						-	Spec.ref					SUB MALE DM HE508 series						deg no	C01-8637-1741					with solder bucket						Rev.	B					catalog no						CUSTOMER	sheet 1 of 4	F
www.fciconnect.com				surface	-	tolerance std	projection	mm																																																																																																													
				ISO 1302	✓	ISO 406	ISO 1101																																																																																																														
				TOLERANCES UNLESS OTHERWISE SPECIFIED																																																																																																																	
				ANGULAR	LINEAR	0.X	±0.3	size	A2																																																																																																												
						0.XX	±0.1	Scale	2:1																																																																																																												
						0.XXX	±0.05	ECN	LS07-0273																																																																																																												
				Product family						-	Spec.ref																																																																																																										
				SUB MALE DM HE508 series						deg no	C01-8637-1741																																																																																																										
				with solder bucket						Rev.	B																																																																																																										
				catalog no						CUSTOMER	sheet 1 of 4																																																																																																										
	I	2	3	4	5	6	7	8																																																																																																													



FRONT ACCESSORY	Blank without	F floating mounting	L insert M3 O insert UNC 4.40	V female screw UNC 4.40
-----------------	---------------	---------------------	----------------------------------	-------------------------

PART NUMBER	FRONT ACCESSORY
D*MxxPN	without
D*MFxxPN	floating mounting
D*MLxxPN	insert M3
D*MOxxPN	insert UNC 4.40
D*MVxxPN	female screw UNC 4.40

PART NUMBER	FRONT ACCESSORY
D*MxxP043N	without
D*MFxxP043N	floating mounting
D*MLxxP043N	insert M3
D*MOxxP043N	insert UNC 4.40
D*MVxxP043N	female screw UNC 4.40

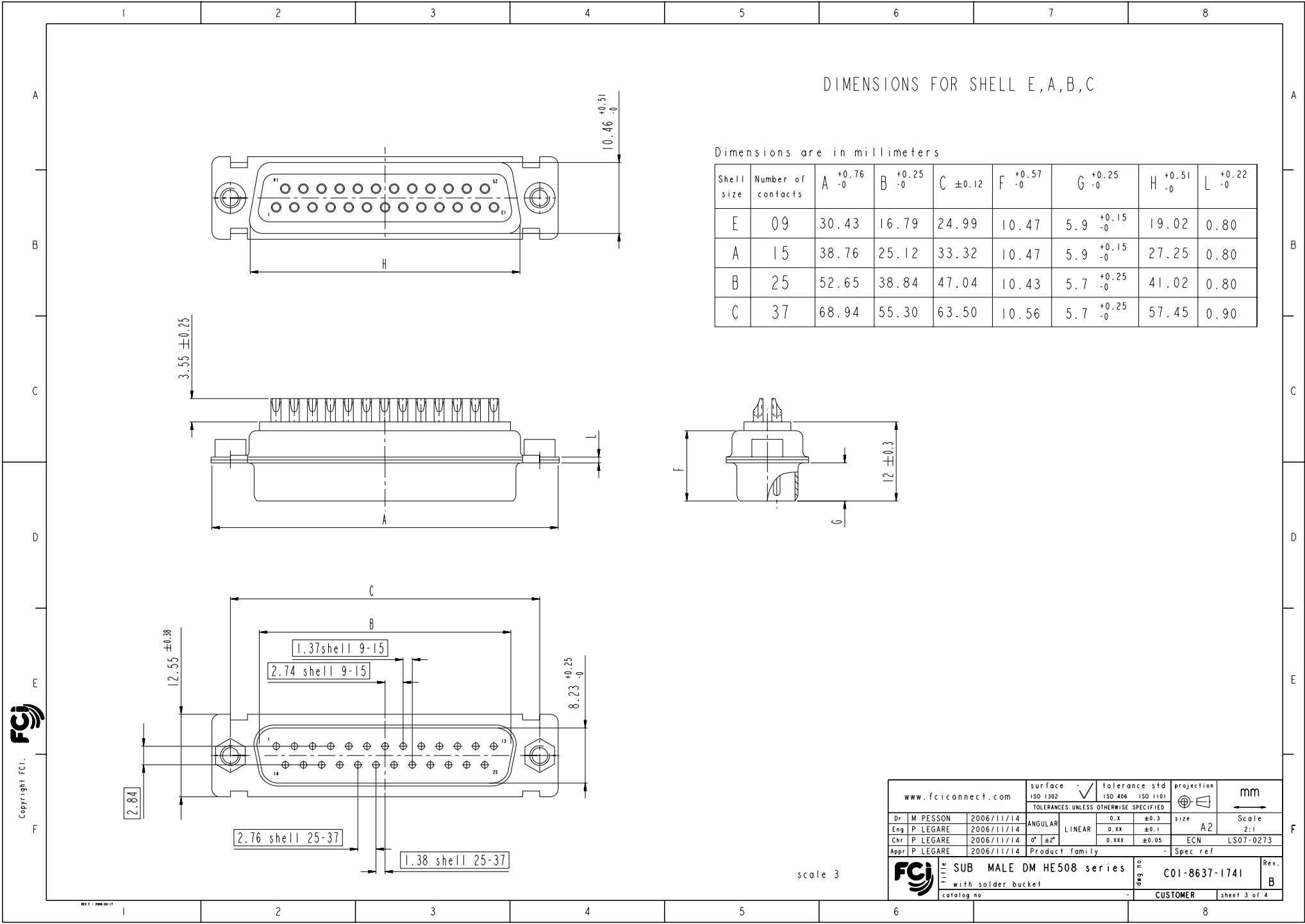
shell size	Contact number
#	XX
E	09
A	15
B	25
C	37
D	50

CROSS REFERENCES HE508 and FCI

HE508 P/N	FCI P/N	FRONT ACCESSORY
HE508NxxAP	D*MxxPN	without
HE501FxxAP	D*MFxxPN	floating mounting

SCALE: 4

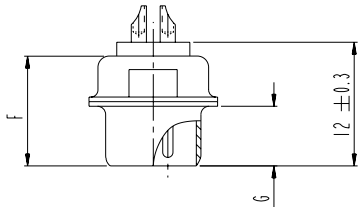
www.fciconnect.com		surface ISO 1302	tolerance std ISO 406 ISO 1101	projection size	mm Scale
		TOLERANCES UNLESS OTHERWISE SPECIFIED		ANGULAR	2:1
Dr	M PESSON	2006/11/14	0.X	±0.3	ECN LS07-0273
Eng	P LEGARE	2006/11/14	0.XX	±0.1	
Chr	P LEGARE	2006/11/14	0.XXX	±0.05	
Appr	P LEGARE	2006/11/14	Product family		Spec ref
FCI		SUB MALE DM HE508 series		dag no	Rev.
		with solder bucket		C01-8637-1741	B
		catalog no	CUSTOMER		sheet 2 of 4



DIMENSIONS FOR SHELL E,A,B,C

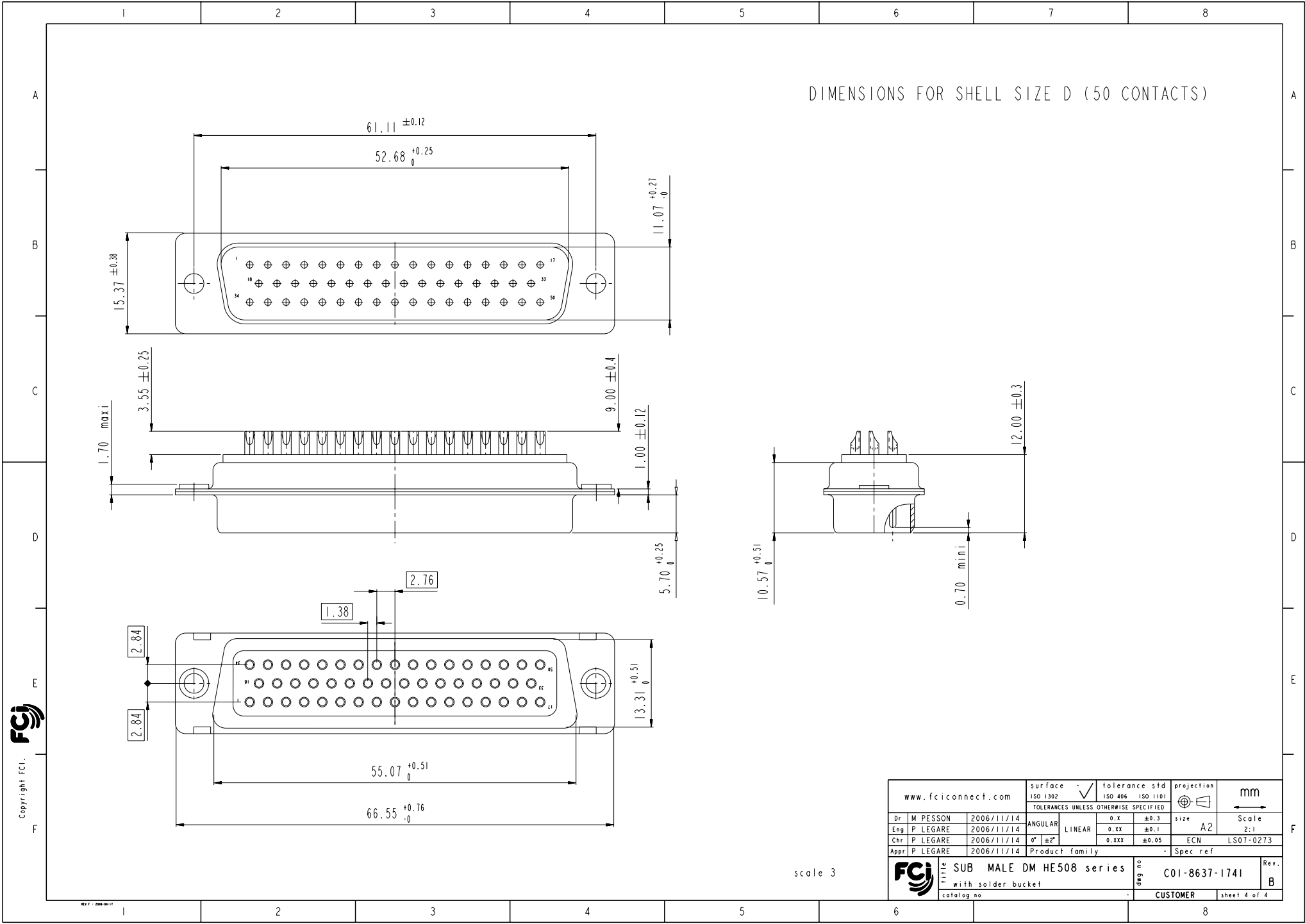
Dimensions are in millimeters

Shell size	Number of contacts	A ^{+0.76 -0}	B ^{+0.25 -0}	C ±0.12	F ^{+0.57 -0}	G ^{+0.25 -0}	H ^{+0.51 -0}	L ^{+0.22 -0}
E	09	30.43	16.79	24.99	10.47	5.9 ^{+0.15 -0}	19.02	0.80
A	15	38.76	25.12	33.32	10.47	5.9 ^{+0.15 -0}	27.25	0.80
B	25	52.65	38.84	47.04	10.43	5.7 ^{+0.25 -0}	41.02	0.80
C	37	68.94	55.30	63.50	10.56	5.7 ^{+0.25 -0}	57.45	0.90



scale 3

www.fciconnect.com		surface ISO 1302	tolerance std ISO 406	projection ISO 1101	mm	
		TOLERANCES UNLESS OTHERWISE SPECIFIED				
Dr	M PESSON	2006/11/14	ANGULAR	0.X	±0.3	size A2
Eng	P LEGARE	2006/11/14	LINEAR	0.XX	±0.1	Scale 2:1
Chr	P LEGARE	2006/11/14	0° ±2°	0.XXX	±0.05	ECN LS07-0273
Appr	P LEGARE	2006/11/14	Product family	Spec ref		
SUB MALE DM HE508 series		with solder bucket		cat no	C01-8637-1741	Rev. B
				CUSTOMER		sheet 3 of 4



Mouser Electronics

Authorized Distributor

Click to View Pricing, Inventory, Delivery & Lifecycle Information:

[FCI / Amphenol:](#)

[DAML15PN](#) [DAM15P043N](#) [DBM25P043N](#) [DEML09PN](#) [DEM09P043N](#)