

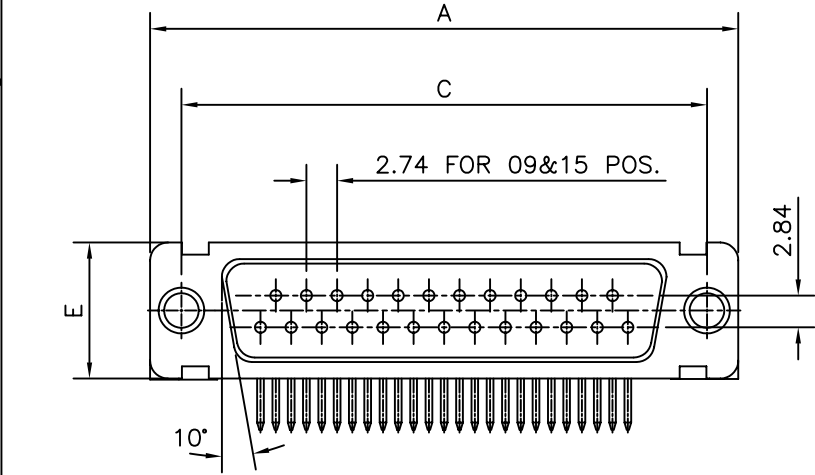
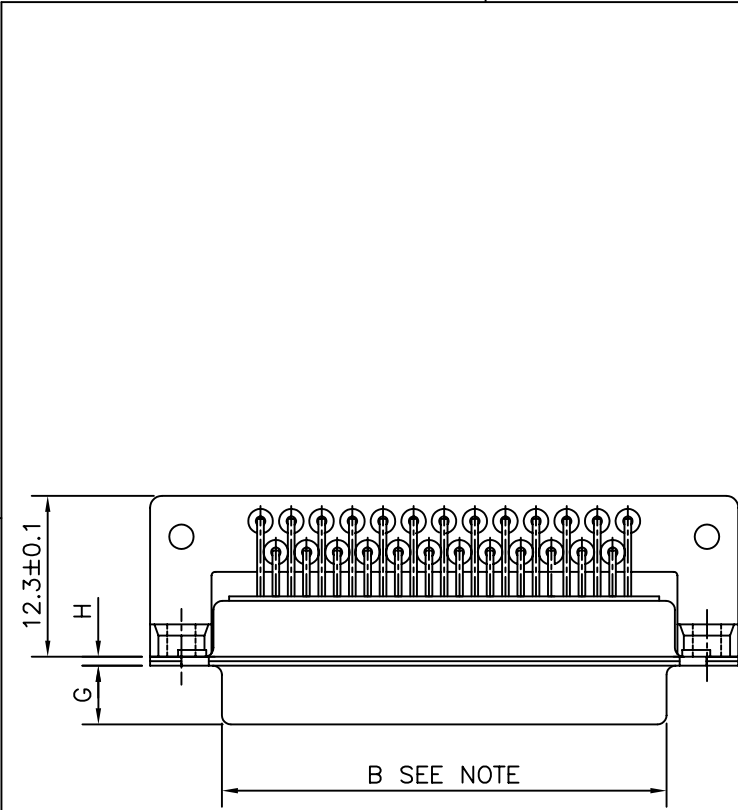


FCIconnect.com

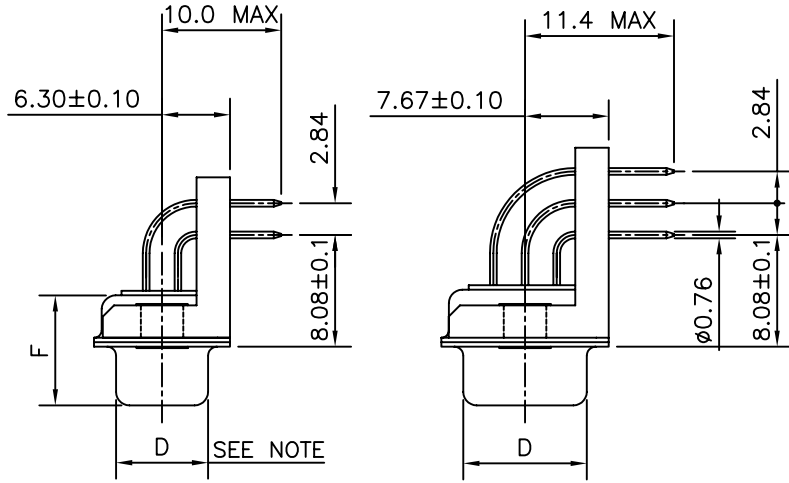
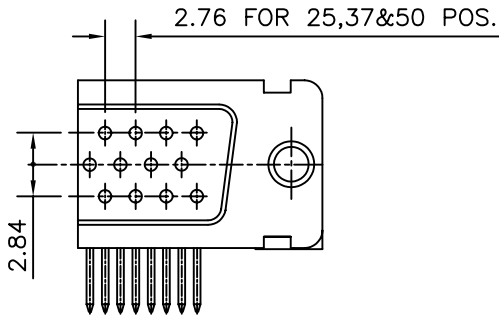
Copyright FCI

C	2009-05-25	MONOBLOCK BRACKET CORRECTED FROM OVAL TO ROUND HOLE
INDEX	DATE	REVISION DESCRIPTION

form: A3



LAYOUT OF 50 POS.CONNECTOR



50	P	66.65	52.68	61.11	11.08	14.99	11.09	5.85	1.0
	S	66.65	52.30	61.11	10.62	14.99	11.21	6.05	0.8
37	P	68.94	55.30	63.50	8.23	12.17	11.09	5.85	1.0
	S	68.94	54.71	63.50	7.77	12.17	11.21	6.05	0.8
25	P	52.65	38.84	47.04	8.23	12.17	11.07	5.85	0.8
	S	52.65	38.25	47.04	7.77	12.17	11.21	6.05	0.8
15	P	38.76	25.12	33.32	8.23	12.17	10.99	5.85	0.8
	S	38.76	24.54	33.32	7.77	12.17	11.21	6.05	0.8
09	P	30.43	16.79	24.99	8.23	12.17	10.99	5.85	0.8
	S	30.43	16.21	24.99	7.77	12.17	11.21	6.05	0.8
SHELL SIZE	A-0	+0.76	+0.25	C±0.12	+0.25	+0.76	F MAX	+0.15	+0.22

NOTE:-INSIDE DIMENSIONS OF MALE AND OUTSIDE DIMENSIONS OF THE FEMALE CONNECTOR.

### TECHNICAL SPECIFICATIONS

SHELLS	:	CADMIUM PLATED STEEL
INSULATOR MATERIAL	:	SELF EXTINGUISHING THERMOPLASTIC- TO UL CLASS 94 V0
CONTACTS DIA ON ACTIVE AREA	:	Ø1 MM.
CONTACTS MATERIAL	:	COPPER ALLOY
CONTACT PLATING	:	GOLD OVER NICKEL
OPERATING TEMPERATURE	:	-55°C +125°C
OPERATING CURRENT	:	7.5 A PER CONTACT
CONTACT RESISTANCE	:	≤7.3mΩ
INSULATION RESISTANCE	:	≥5000 MΩ
MAXIMUM VOLTAGE	:	1000 V.r.m.s
MECHANICAL ENDURANCE	:	500 MATINGS
DAMP HEAT	:	56 DAYS

### ORDERING INFORMATION

SERIES	D	B	M	V	25	P	7	32	N	XXX	SPECIAL CODES
SHELL SIZE	E,A,B,C,D										OBLIGATORY
CHARECTERISATION	M-DM SERIES										N - FOR DM MIL
OPTIONS	BLANK- STANDARD HOLE										SHELL PLATING
NO.OF CONTACTS	09,15,25,37,50										BLANK- CADMIUM
CONTACTS	P - PIN S - SOCKET										CONTACT PLATING
											32 - 1.27μ Au
											TERMINATION TYPE
											7-ANGLED SPILL 2.84mm BETWEEN ROWS & 8.08mm FOOT PRINT

mat'l. code -				surface ISO 1302 ✓		tolerance ISO 406 ISO 1101		projection		product family D-SUB							
ltr	ecn no	dr	date	tolerances unless		otherwise specified		MM		title							
A		GVJ	-	angles		linear				D-SUB A/S US VERSION							
B	017-02-09	AMR	2009-02-07							(DM SERIES WITH MONOBLOCK BRACKET)							
C	109-0088	AMR	2009-05-25							scale -							
				dr	Mini K V		2005-04-15			dwg no							
				enr	George V J		2005-04-15			sheet 1 of 1							
				chr	Abhilash M R		2009-02-07			C-DSUB-0150							
				appd	Sudhir Varma		2009-02-07			size							
sheet index		revision	C							type							
		sheet	1							Product Customer Drawing							

# Mouser Electronics

Authorized Distributor

Click to View Pricing, Inventory, Delivery & Lifecycle Information:

[FCI / Amphenol:](#)

[DEM09P732N](#) [DEM09S732N](#) [DDM50P732N](#) [DDM50S732N](#)