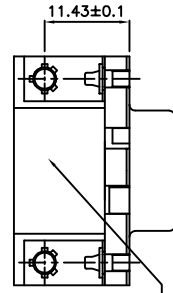


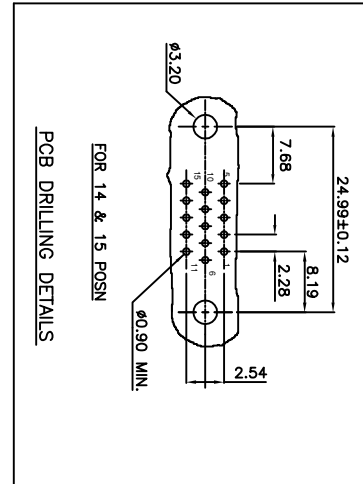
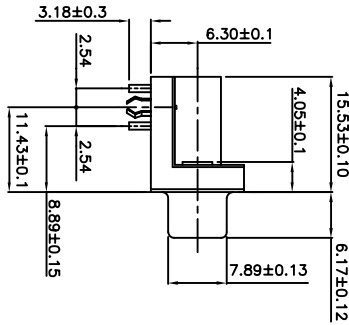
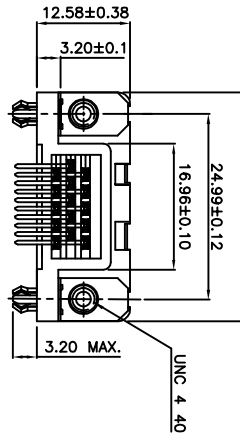


FCIconnect.com

Copyright FCI



Part No&date Code printing



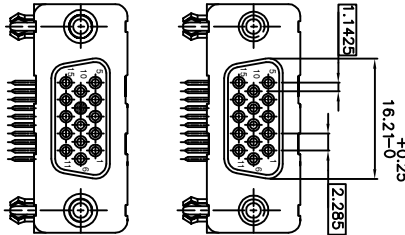
PCB DRILLING DETAILS

FOR 14 & 15 POSN

TECHNICAL SPECIFICATIONS

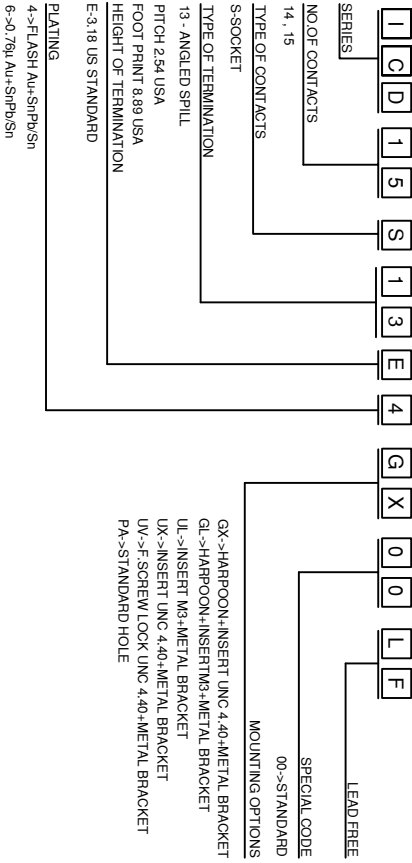
MATERIAL : STEEL TIN/ZINC O3 PLATED
SHELL : SELF EXTINGUISHING BLACK POLYESTER UL CLASS 94V0
INSULATORS : THE HOUSING WILL WITHSTAND EXPOSURE TO 260-285°C
CONTACTS : IF WE USE PROTECTIVE ADHESIVE (Type Kapton or Teflon) OR PROTECTIVE METALLIC DEVICE
PLATING : GOLD OVER NICKEL
ACTIVE ZONE : TIN LEAD OVER NICKEL
TERMINATION ZONE : 24MIN MATE TIN TOP OVER 1.27U MIN NICKEL UNDER PLATE (ON TERMINATION ZONE)
FOR LEAD FREE PLATING : BRASS, TIN/ZINC O3 PLATED, BRASS, TIN PLATED, BRASS, TIN/ZINC O3 PLATED, BRASS, TIN/ZINC O3 PLATED, BRASS, TIN/ZINC O3 PLATED, BRASS, TIN/ZINC O3 PLATED.

ELECTRICAL DATA : 3A
TEST VOLTAGE : 1000V
RATED VOLTAGE : 300V
CONTACT RESISTANCE : ≤ 25mΩ
SHELL RESISTANCE : ≤ 5mΩ
INSULATION RESISTANCE : ≥ 5000MΩ
ENVIRONMENTAL CHARACTERISTICS : -55°C - +125°C
OPERATING TEMPERATURE RANGE :
MECHANICAL CHARACTERISTICS : MATING/UNMATING CYCLES (MIN) : 200 (FLASH Au); 500 (0.75u Au)
INSERTION/EXTRACTION FORCE PER CONTACT : 5 N MAX; 0.3 N MIN.



FOR 14 POSN, HOLE NO. 9 IS BLOCKED.

ORDERING INFORMATION



"This product meets European Union Directives and other country regulations as described in GS-22-008"
The housing will withstand exposure to 260°C peak temperature for 3.5 seconds in a wave solder application with a 1.6mm minimum thick circuit board.
Packaging as per GS-14-920

Table with columns: mat'l. code, SEE NOTE 4, surface tolerance, ISO 1302, ISO 406 ISO 1101, projection, product family, title, sheet no, sheet 1 of 1, size, revision, sheet, index.

form: A3

1

2

3

4

5

6

Mouser Electronics

Authorized Distributor

Click to View Pricing, Inventory, Delivery & Lifecycle Information:

[FCI / Amphenol:](#)

[ICD14S13E4GL00LF](#) [ICD14S13E4GX00LF](#) [ICD14S13E6GL00LF](#) [ICD14S13E6GX00LF](#)