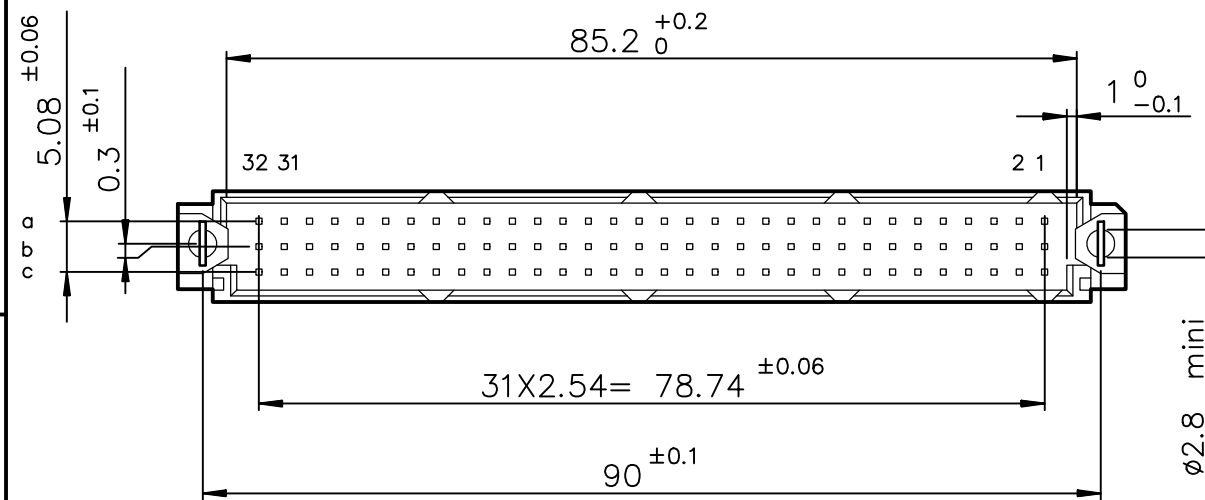
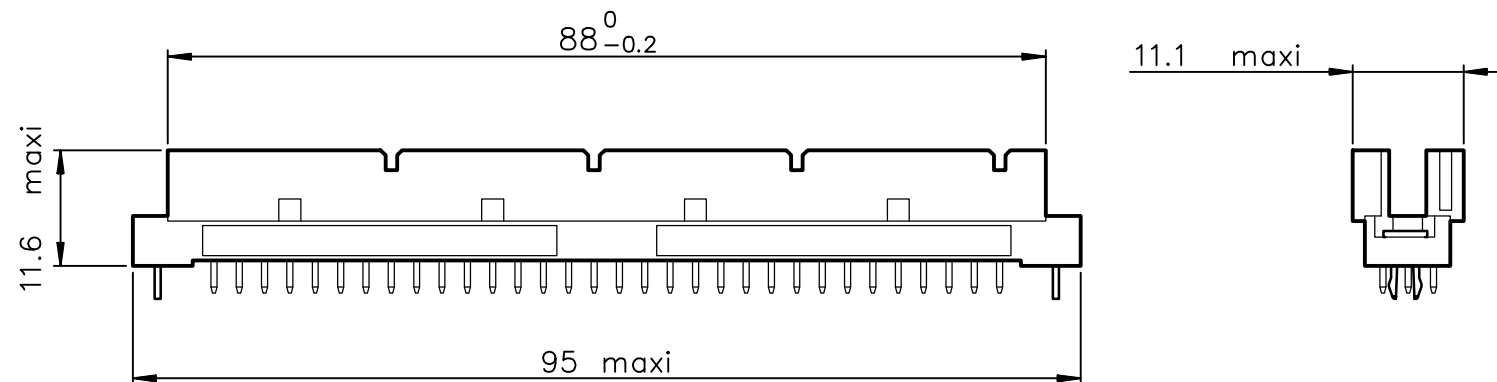
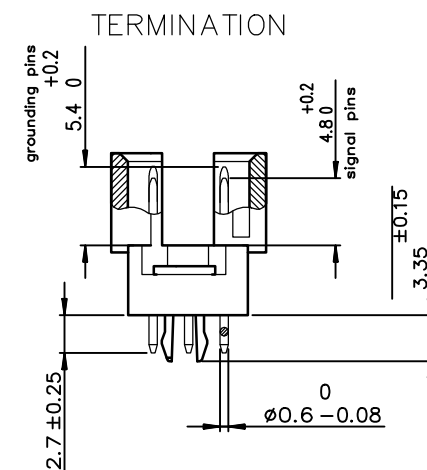
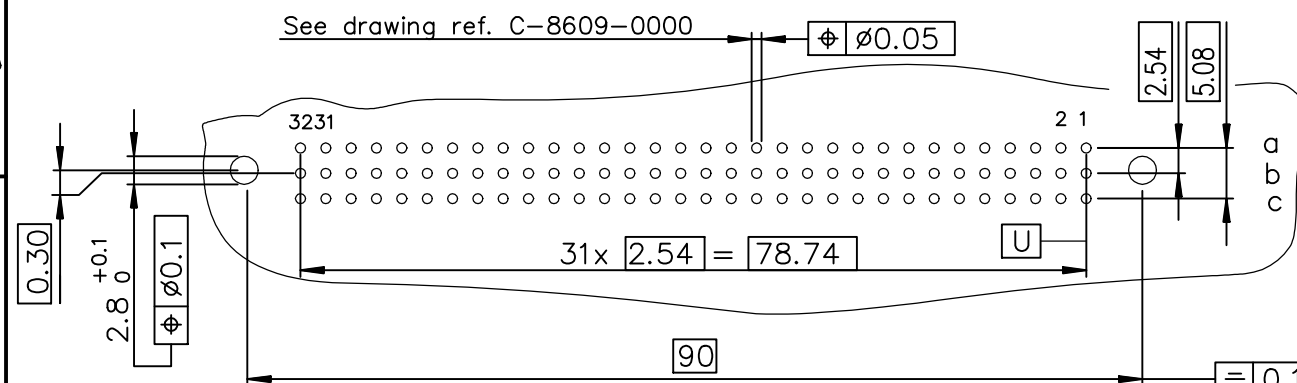


DIMENSIONS



P.C. CARD DRILLING (Component side view)



TIN LEAD PART NUMBER

PART NUMBER

86094647824H55113E1

86093967824H55113E1

LEAD FREE PART NUMBER

PART NUMBER

86094647824H55AELF

86093967824H55AELF

ROWS FITTED WITH CONTACTS

ROW a b c -----3

ROW a - c -----4

SPECIFICATION 113 = 8 grounding pins in position :
or SPECIFICATION AE= row : a-c cavity : 1-2-31-32

GENERAL CHARACTERISTICS AND ROHS INFORMATIONS:

SEE DRAWING C-8609-0000A

European Views

www.fciconnect.com			surface ISO 1302 ✓	tolerance std ISO 406 ISO 1101	projection mm
			TOLERANCES UNLESS OTHERWISE SPECIFIED		size A3
Dr	ROUILLARD	2001/01/30	ANGULAR	0.X	±0.1
Eng	TARON	2001/01/30	LINEAR	0.XX	±0.1
Chr	M JACOB	2011/10/21	0.XX' ±2	0.XXX	±0.1
Appr	BIJU K PAUL	2011/10/21	Product family	DIN 8609	Spec ref -
FCi			title REVERSE MALE 3 ROW		dwg no C-8609-0878
			64 CONTACTS		Rev. D
			catalog no	-	CUSTOMER sheet 1 of 1

REV F - 2006-04-17



Copyright FCI.

Mouser Electronics

Authorized Distributor

Click to View Pricing, Inventory, Delivery & Lifecycle Information:

[FCI / Amphenol:](#)
[86094647824H55AELF](#)