

B TJ-120PC

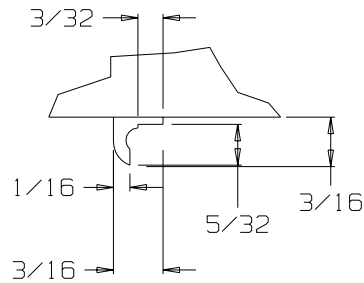
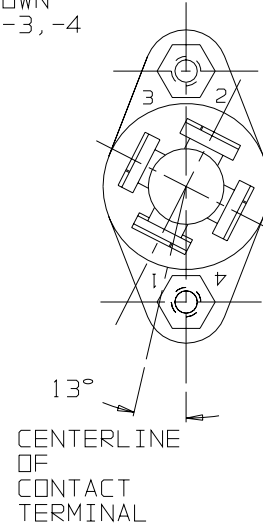
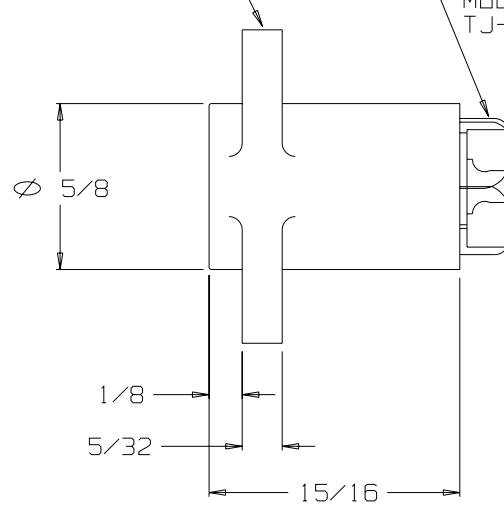
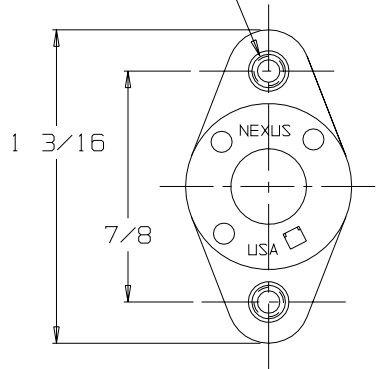
#4-40 UNC-2B
BRASS INSERTS

BODY, PHONE JACK W/ NUTS
GENERAL PURPOSE PHENOLIC
COLOR: BLACK (TJ-120-7)

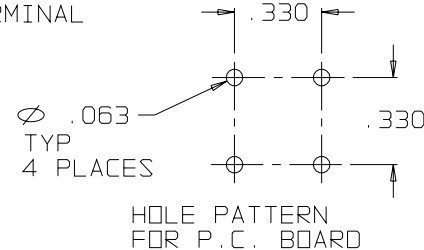
TERMINALS (4 REQ'ED)
SEE NOTE 1&2
MODIFY AS SHOWN
TJ-120-1, -2, -3, -4

NOTES:

- 1) TERMINAL 1,2,3&4 TO BE BERYLIUM COPPER.
- 2) ALL TERMINALS FINISHED PER QQ-N-290A, TYPE 1 CLASS VII NICKEL.
- 3) ASSEMBLY TO MAKE CONTACT WITH TELEPHONE PLUGS TYPE U-93A/U, U-174/U & NEXUS TP-120.
- 4) TERMINALS 1 & 3 ARE FOR MICROPHONE CIRCUIT, TERMINALS 2 & 4 ARE FOR EARPHONE CIRCUIT.
- 5) INSERTION FORCE: 13 LBS MAX
WITHDRAWAL FORCE : 5 LBS MIN, 10 LBS MAX.
- 6) ELECTRICAL::
A) DIALECTRIC STRENGTH-
500 VOLTS RMS MIN BETWEEN ANY PAIR OF CONTACTS.
B) INSULATION RESISTANCE-
100 MEGAOHMS MIN BETWEEN ANY PAIR OF CONTACTS.



TERMINAL DETAIL



THIS DOCUMENT CONTAINS PROPRIETARY INFORMATION OF NEXUS, INCORPORATED AND SUCH INFORMATION MAY NOT BE DISCLOSED TO OTHERS FOR ANY PURPOSE OR USED FOR ANY PURPOSE WITHOUT THE WRITTEN CONSENT OF NEXUS.

B	RE-DRAWN ON CAD	459	11/20/03	EWT
A	13° WAS 27°		6/2/89	
LET.	REVISION	CN #	DATE	CHK.

DWN. BY	EWT	DATE	11/13/03	MATERIAL	SEE DRAWING
CHECKED BY		DATE		FINISH	N/A
APPR. BY		DATE		WEIGHT	—
				SCALE	2:1
				TITLE	PHONE JACK ASSY FOUR CONTACT P.C. BOARD MOUNT
				DO NOT SCALE DWG.	SHEET 1 OF 1
UNLESS OTHERWISE SPECIFIED DIMENSIONS ARE IN INCHES TOLERANCES ON .XX .XXX ANGLES — ±.003 ±.5°					<div> <div>NEXUS</div> <div>STAMFORD, CONN.</div> <div>SIZE</div> <div>DWG. NO.</div> </div> <div>B TJ-120PC</div>

Mouser Electronics

Authorized Distributor

Click to View Pricing, Inventory, Delivery & Lifecycle Information:

[Amphenol:](#)

[TJ-120PC](#)