

NOTES:

1. ELECTRICAL:

- A: IMPEDENCE: 50Ω, NOMINAL
B: FREQUENCY RANGE: 0-6GHz (VSWR 1.3 MAX.)
C: OPERATING VOLTAGE: 60 VAC
D. CONTACT RESISTANCE:
CENTER CONTACT: INITIAL: 20 mΩ MAX.
AFTER: 25 mΩ MAX.
OUTER CONTACT: INITIAL: 10 mΩ MAX.
AFTER: 15 mΩ MAX.
E. DIELECTRIC WITHSTANDING VOLTAGE: 200 VAC
F. INSULATION RESISTANCE: 500 MEGOHMS MIN.

2. PHYSICAL:

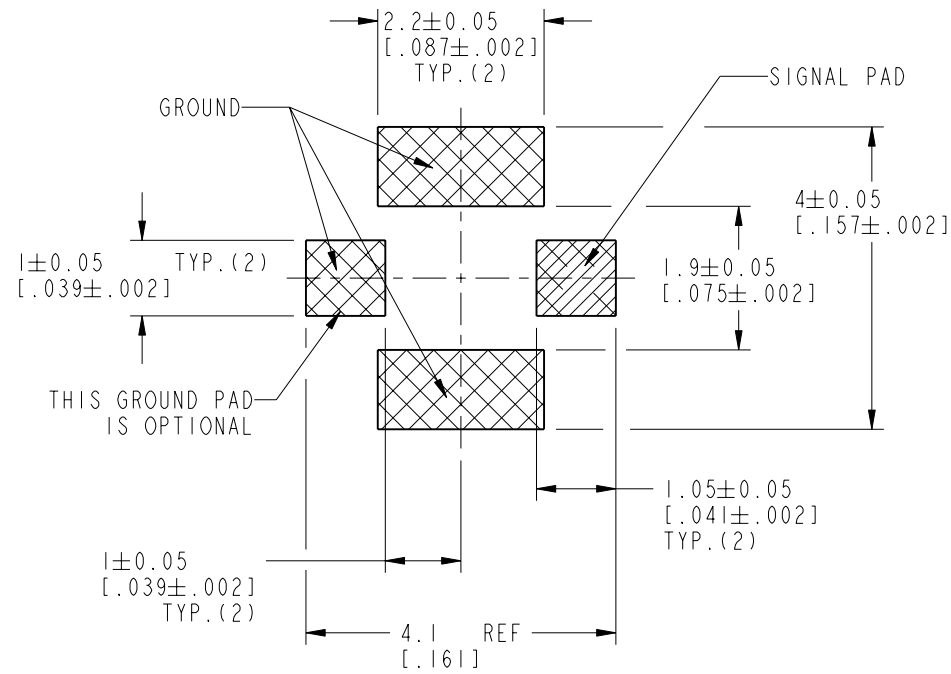
- A. TEMPERATURE RANGE: -40°C TO +90°C
B. AMC INTERFACE IS FULLY COMPATIBLE WITH "U.FL" SERIES PRODUCT.
C. SUITABLE FOR SOLDER REFLOW PROCESS.

3. MATERIALS AND FINISHES(PLATING THICKNESS IN MICRO-INCHES):

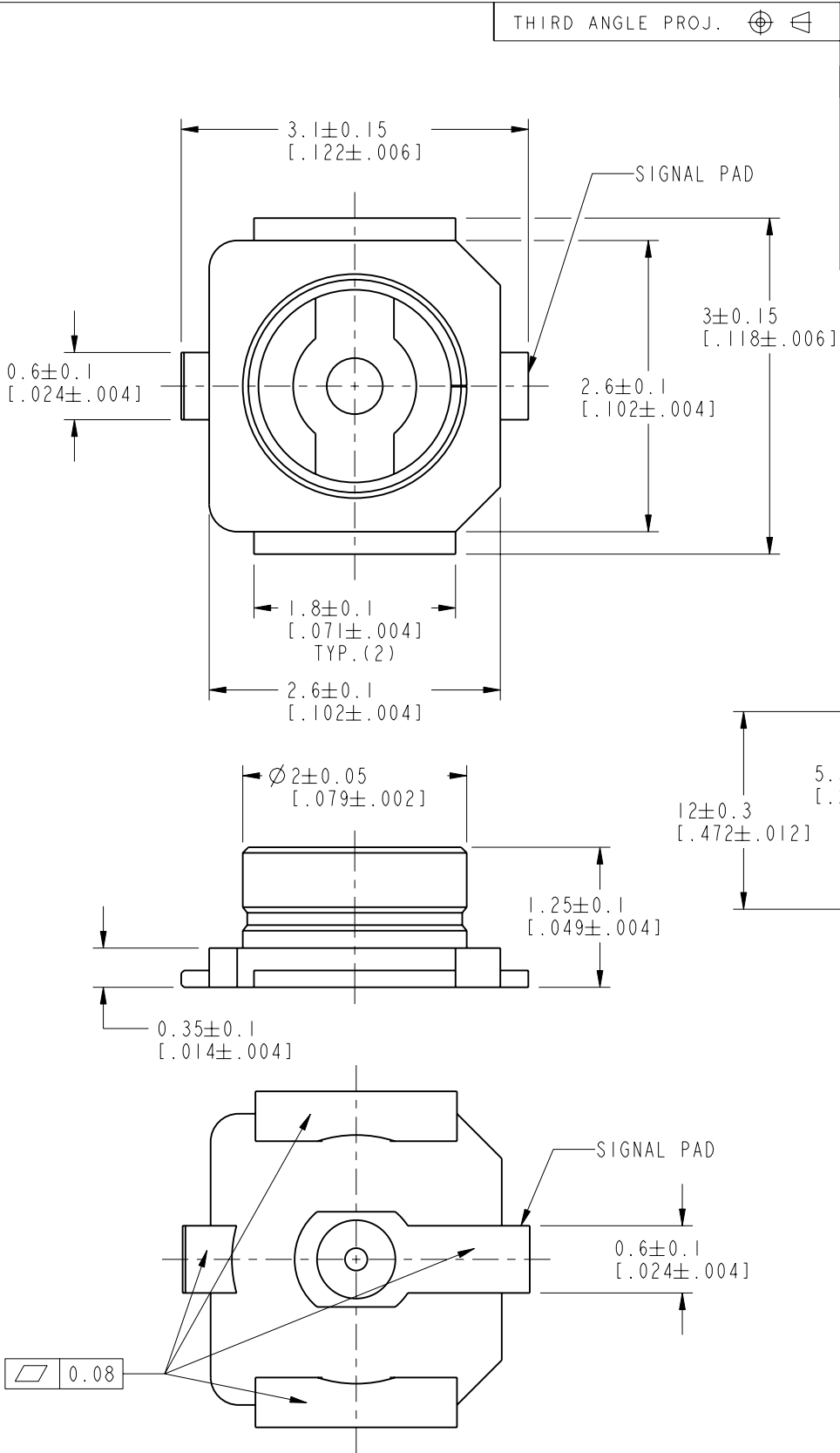
- HOUSING: HIGH TEMP. PLASTIC UL94V-0/WHITE
CENTER CONTACT: COPPER ALLOY, AU 5 MIN. PLATED OVER NI
GROUND CONTACT: COPPER ALLOY, AG 100 MIN. PLATED OVER NI

4. PACKAGING:

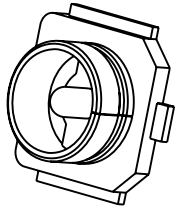
- A. TAPE AND REEL PACKAGING.
B. QTY : 2500 PCS/REEL.
C. LEAVE 20 EMPTY POCKETS IN THE BEGINNING AND END OF EACH REEL.



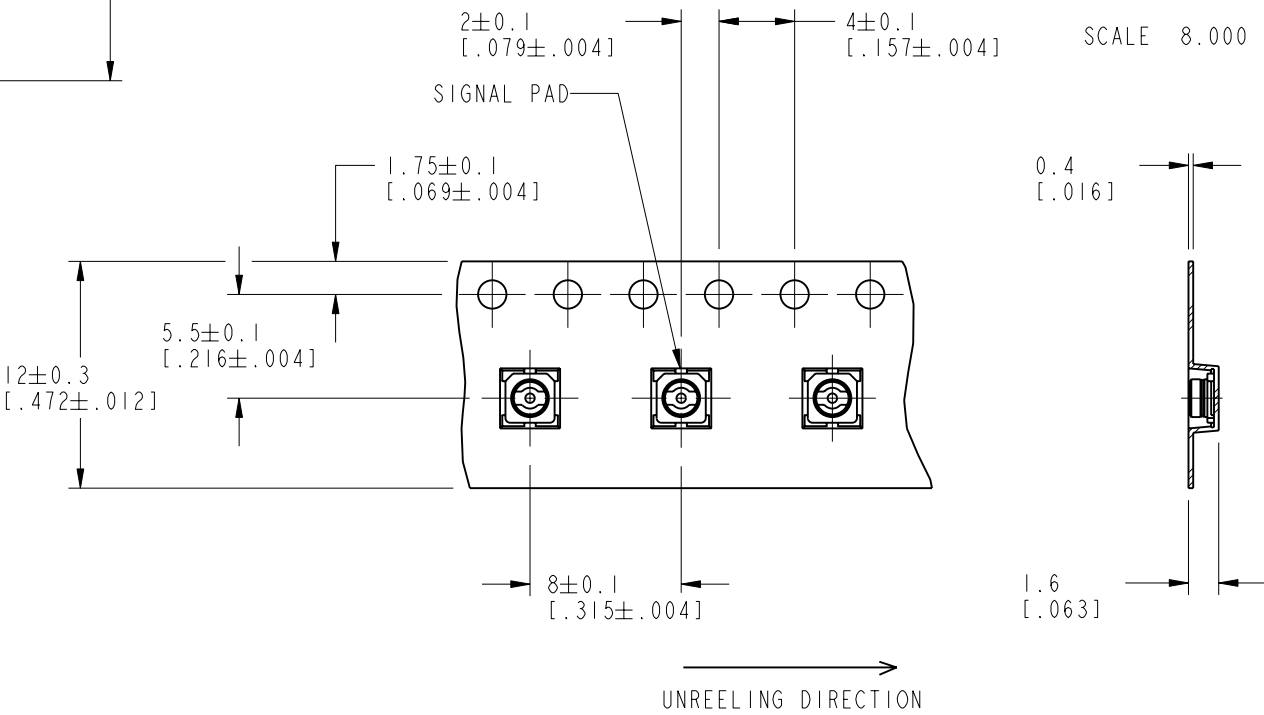
RECOMMENDED PCB PATTERN



REVISIONS				
REV	DESCRIPTION	DATE	ECO	APPR
A	RELEASE TO MFG.	5/7/04	44924	HP
F	ADD INFORMATION BLOCK ABOVE COD SYMBOL	6/28/10	48122	CPM
G	CENTER CONTACT WAS BRASS, FLATNESS REQUIREMENT, REMOVED MFG LOCATION STAMP, OPERATING VOLTAGE WAS 500 VRMS	3/3/14	49763	EW
H	REMOVED DRAWING RELICS	23-May-14	49937	EW
J	REDRAWN IN PRO-E, FIXED DOC ERROR\RD-DMI4090501TI	10-Sep-14	50053	SH



SCALE 8.000



SCALE 2.500
EMBOSSED CARRIER TAPE DIMENSIONS

CUSTOMER OUTLINE DRAWING

ALL OTHER SHEETS ARE FOR INTERNAL USE ONLY

UNLESS OTHERWISE SPECIFIED, DIMENSIONS ARE IN METRIC AND TOLERANCES ARE:
<0.5mm ± 0.05mm 0.5 - 6mm ±0.1mm 6 - 30mm ±0.2mm 30 - 120mm ± 0.3mm ANGLES ±1°

NOTICE - These drawings, specifications, or other data (1) are, and remain the property of Amphenol corp. (2) must be returned upon request; and (3) are confidential and not to be disclosed to any person other than those to whom they are given by Amphenol Corp. the furnishing of these drawings, specifications, or other data by Amphenol Corp., or to any other person to anyone for any purpose is not to be regarded by implication or otherwise in any manner licensing, granting rights to permitting such holder or any other person to manufacture, use or sell any product, process or design, patented or otherwise, that may in any way be related to or disclosed by said drawings, specifications, or other data.

MATERIAL	DRAWN TANGOR	DATE 10-Sep-14	TITLE AMC PCB JACK SURFACE MOUNT TAPE & REEL		Amphenol RF www.amphenolrf.com	
	ENGINEER G.ANTONINI	DATE 15-Apr-04				
	REFERENCE EAR # 966	DATE 5/7/14			DRAWING NO. A-1JB	
	CONFIGURATION LEVEL:	CAD FILE			ITEM NO. A-1JB	
FINISH			DWG SIZE B	REV J	PART NO. A-1JB	

Mouser Electronics

Authorized Distributor

Click to View Pricing, Inventory, Delivery & Lifecycle Information:

[Amphenol:](#)

[A-1JB-P](#)