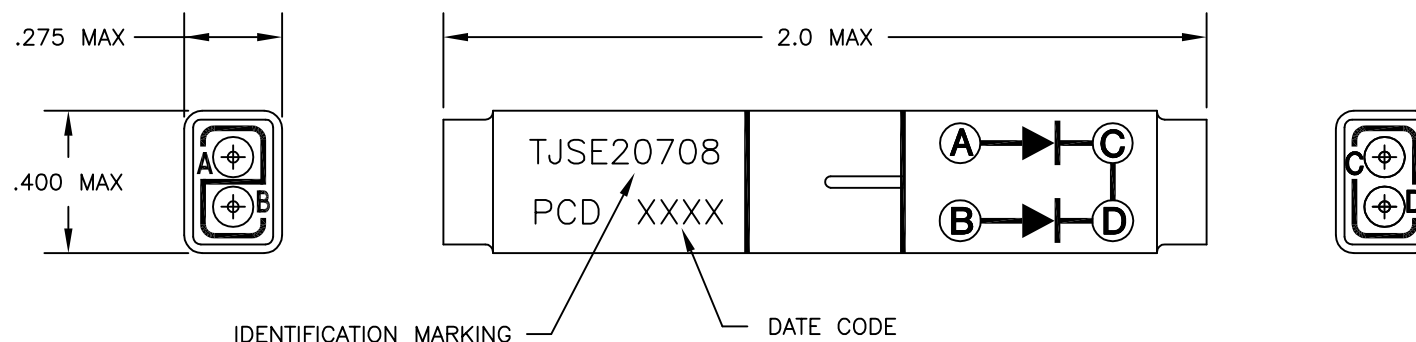


REV	ECN	APP'D
–	4057	JT 8/7/00
A	4059	JT 8/8/00
B	–	AP 2/7/01



NOTES:

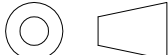

1. MATERIALS–

INSULATOR BODY: POLYETHERIMIDE PER MIL–P–46184
SEALING GROMMET: SILICONE RUBBER PER ZZ–R–765
INTERNAL CONTACTS: COPPER ALLOY, GOLD PLATE PER MIL–G–45204
RETAINER CLIPS: BERYLLIUM COPPER
DIODES: JANTX1N5622

2. PART REQUIRES SIZE 16/20 PIN CONTACTS, M39029/1–101, SUPPLIED WITH DIRECT SHIPMENT

3. PART MEETS ENVIRONMENTAL AND ELECTRICAL REQUIREMENTS PER MIL–T–81714 (SUBJECT TO LIMITATIONS OF INTERNAL DIODES)–

TEMPERATURE: –65°C TO 200°C
INSULATION RESISTANCE: 5000 MEGOHMS MIN @ 25°C
DIELECTRIC WITHSTANDING VOLTAGE: 1500Vrms AT SEA LEVEL
200Vrms AT 100,000 FT ALTITUDE
CONTACT CURRENT RATING: 7.5 AMPS
VIBRATION AND SHOCK: MIL–T–81714, PARAGRAPH 3.5.8 & 3.5.9

DIMENSIONS ANSI Y14.5M UNITS: INCHES ACAD FILE	TOLERANCES .XX ±.01 .XXX ±.005 ANGLES ±2°	PROJECTION 	SPECIFICATION DRAWING				TITLE WIRE SPLICE, DOUBLE ELECTRONIC, DIODE SIZE 20, CATHODE BUS		
			ENGR A. PATRIE 7/19/00						
ORIGINAL	THIS DOCUMENT CONTAINS PROPRIETARY INFORMATION WHICH IS THE CONFIDENTIAL PROPERTY OF PCD, INC. PEABODY, MA, USA		CHKD A. PATRIE 8/8/00		SIZE A	DWG NO. TJSE20708			REV B
			APPD J. TON 8/8/00						
					CODE: 58982	SCALE: 2X	SHEET 1 OF 1		

Mouser Electronics

Authorized Distributor

Click to View Pricing, Inventory, Delivery & Lifecycle Information:

[Amphenol:](#)

[TJSE22708](#)