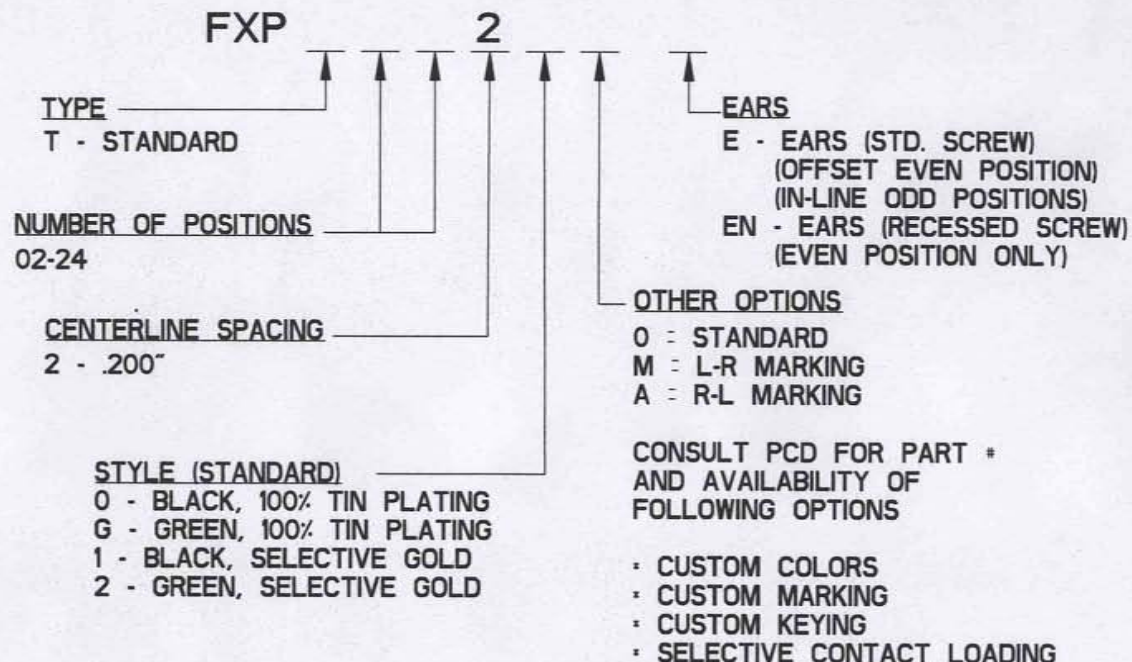


REV	ECN	APP'D
-	3750	JEC 5/3/99
A	3893	JEC 1/6/00
B	3677	
C	6031	PJC 3-06-07
D	6138	PJC 10-22-07
E	6188	PJC 2-26-08

## FXP SERIES PART NUMBERING SCHEME



# POS	DIM "A"
2	.40
3	.60
4	.80
5	1.00
6	1.20
7	1.40
8	1.60
9	1.80
10	2.00
11	2.20
12	2.40
13	2.60
14	2.80
15	3.00
16	3.20
17	3.40
18	3.60
19	3.80
20	4.00
21	4.20
22	4.40
23	4.60
24	4.80



RATINGS

CURRENT - 15A  
VOLTAGE - 300V  
U.L. FILE NO. E83421



RATINGS

CURRENT - 15A  
VOLTAGE - 300V  
CSA FILE NO. LR69703

DIN VDE 0627:1986  
DIN VDE 0110-1:1989  
EN 60947-1:1991  
EN 60947-7-1:1992

CURRENT - PENDING  
VOLTAGE - PENDING  
TUV FILE NO. PENDING

INSTALLATION  
RECOMMENDATIONS  
WIRE RANGE: AWG #12-26, STRANDED  
WIRE STRIP LENGTH: .310"  
TIGHTENING TORQUE: 10 IN-LB

MATERIALS:  
HOUSING: PPO, UL 94 V-0  
CONTACT: COPPER ALLOY  
SCREW: STEEL, NICKEL FINISH

MAX OPERATING TEMPERATURE:  
105°C

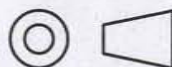
### DIMENSIONS

ANSI Y14.5M  
UNITS: INCHES  
Pro/E FILE

### TOLERANCES

.XX ±0.02  
.XXX ±0.010  
ANGLES ±0.5°

### PROJECTION



**AMPHENOL PCD**  
SPECIFICATION DRAWING

ENGR

D. MANTER 03-May-99

CHKD

A. PATRIE 03-May-99

APPD

J. CAHALY 03-May-99

### TITLE

**FXP SERIES  
PLUG ASSEMBLY**

ORIGINAL

THIS DOCUMENT CONTAINS  
PROPRIETARY INFORMATION WHICH  
IS THE CONFIDENTIAL PROPERTY  
OF AMPHENOL PCD  
PEABODY, MA, USA

SIZE

**A**

DWG NO.

**FXPTXX200**

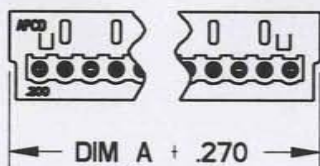
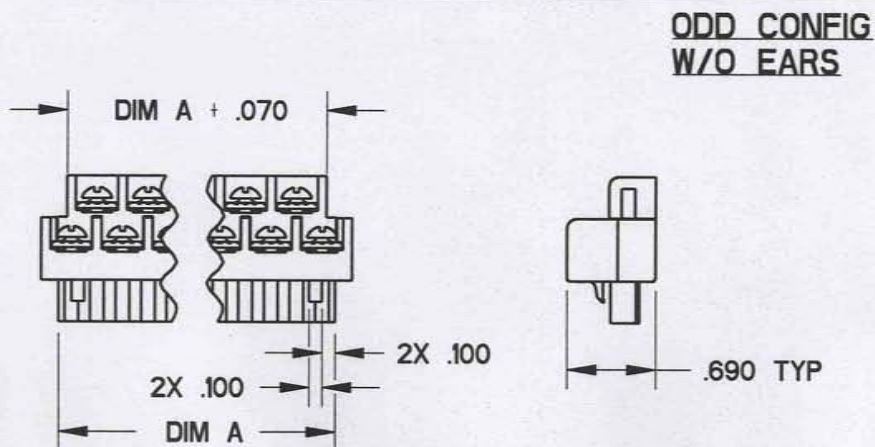
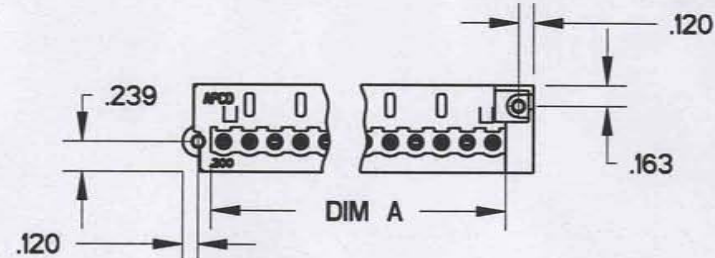
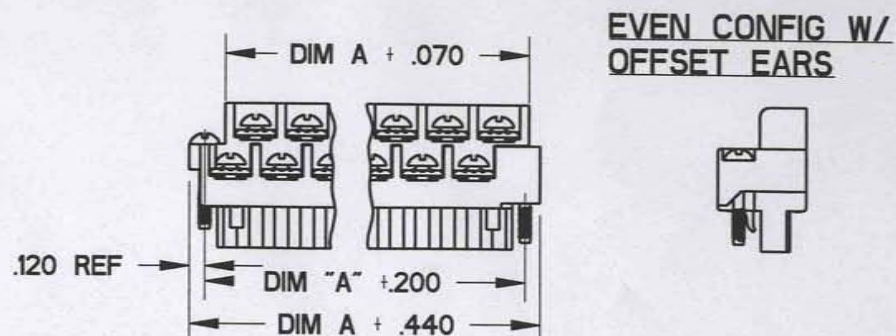
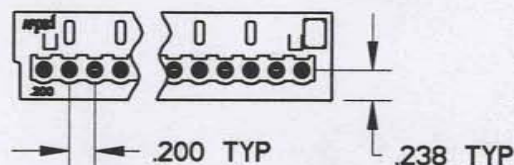
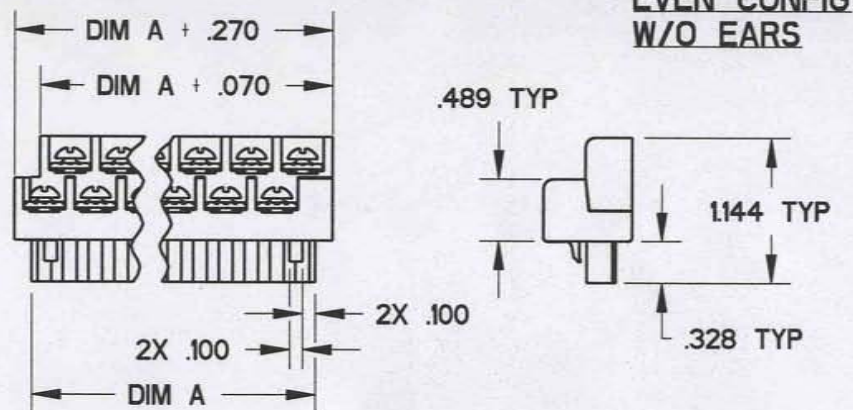
REV

**E**

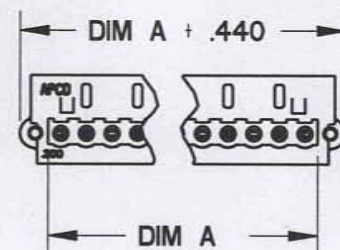
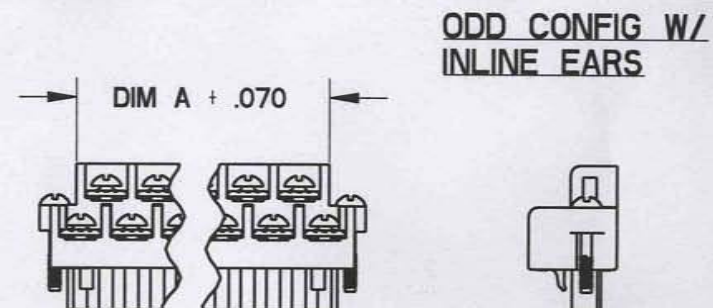
CODE: 58982

SCALE: NONE

SHEET 1 OF 3

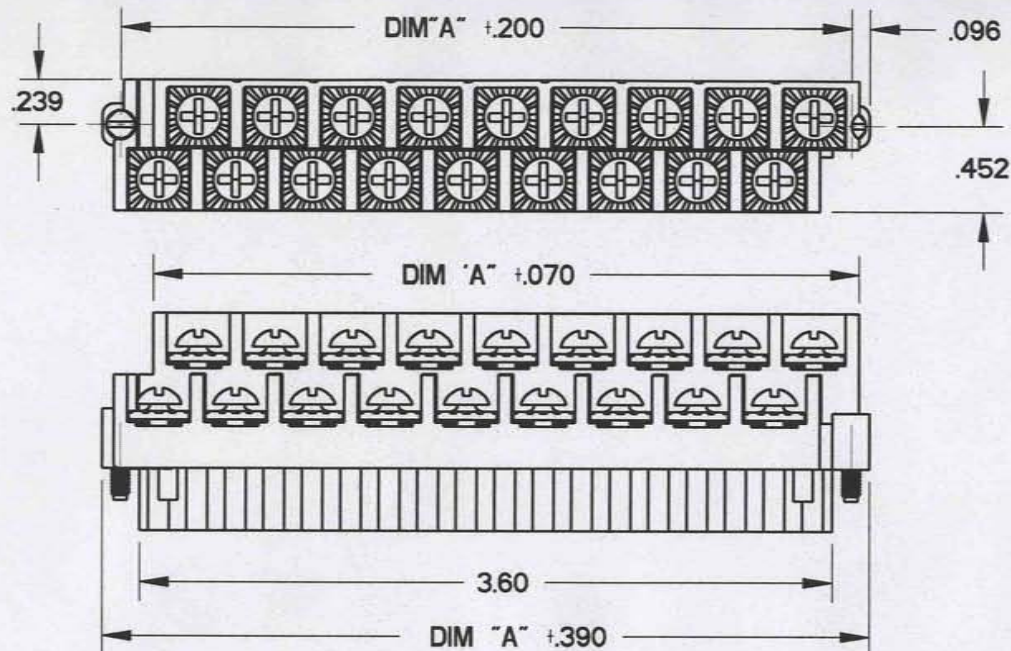


DIM A = NUM OF POS X CL SPACING

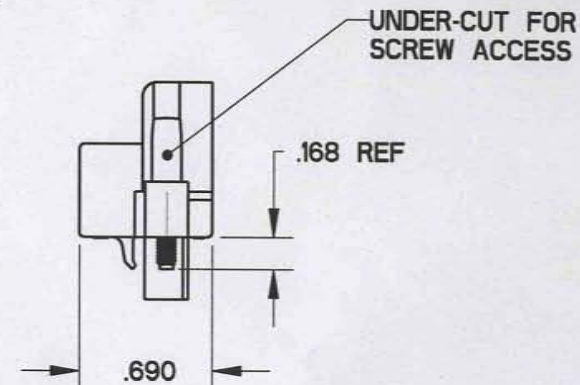


SIZE	DWG NO.	REV
A	FXPTXX200	E
CODE: 58982	SCALE: NONE	SHEET 2 OF 3





**EVEN CONFIG W/ IN-LINE EARS  
& RECESSED MOUNTING SCREW**



SIZE <b>A</b>	DWG NO. <b>FXPTXX200</b>	REV <b>E</b>
CODE: 58982	SCALE: NONE	SHEET 3 OF 3

# Mouser Electronics

Authorized Distributor

Click to View Pricing, Inventory, Delivery & Lifecycle Information:

[Amphenol:](#)

[FXPT19200E](#)