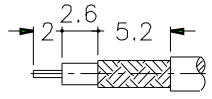
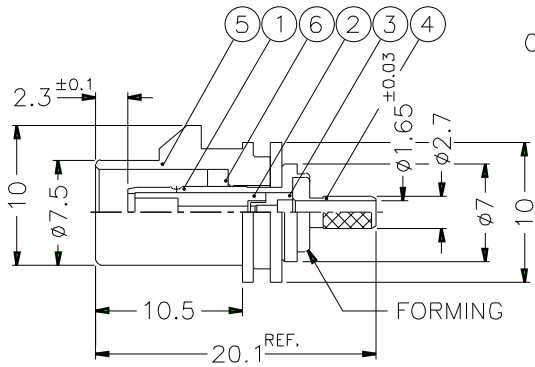
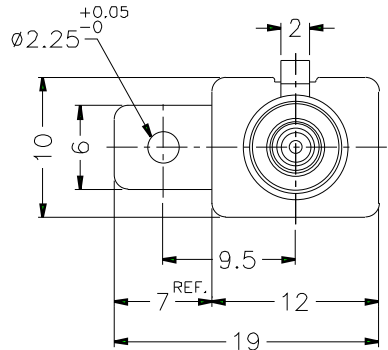


1 2 3 4 5 6 7 8

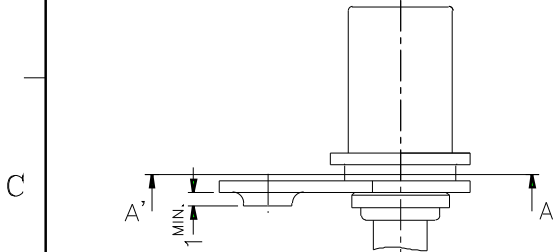
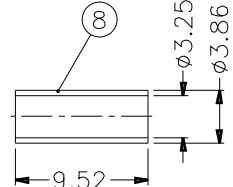
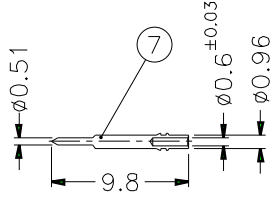
REVISIONS		
ISS	ZONE	DESCRIPTION\PER REQUEST\DATE

CONFIGURATION CONTROL:
NO CHANGES PERMITTED TO DRAWING WITHOUT
PPAP QUALIFIED CUSTOMER APPROVAL



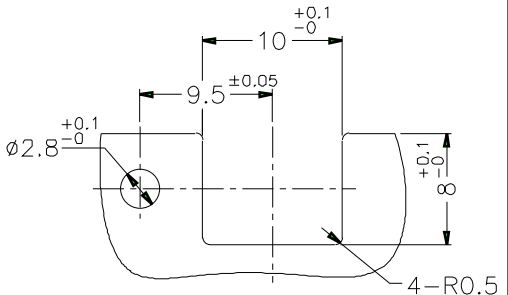
RECOMMENDED
CABLE STRIPPING DIM'S

1. CRIMPED FERRULE
HEX CRIMP SIZE .128"
2. CRIMPED CONTACT PIN
SQ. CRIMP SIZE 0.7 MM



TABLE

KEY CODING	D/N	P/N	LOCK COVER
A	FK1321AW-007-NT30G-50	FA1-NASP-C01-0	FKLC10201A
B	FK1321BW-007-NT30G-50	FA1-NBSP-C01-0	FKLC10202A
C	FK1321CW-007-NT30G-50	FA1-NCSP-C01-0	FKLC10203A
D	FK1321DW-007-NT30G-50	FA1-NDSP-C01-0	FKLC10204A
E	FK1321EW-007-NT30G-50	FA1-NESP-C01-0	FKLC10205A
F	FK1321FW-007-NT30G-50	FA1-NFSP-C01-0	FKLC10206A
G	FK1321GW-007-NT30G-50	FA1-NGSP-C01-0	FKLC10207A
H	FK1321HW-007-NT30G-50	FA1-NHSP-C01-0	FKLC10208A
I	FK1321IW-007-NT30G-50	FA1-NISP-C01-0	FKLC10209A
K	FK1321KW-007-NT30G-50	FA1-NKSP-C01-0	FKLC10210A
Z	FK1321ZW-007-NT30G-50	FA1-NZSP-C01-0	FKLC10211A



RECOMMENDED
MOUNTING HOLE

- NOTES: FINISH (PLATING THICKNESS IN MICRO-INCHES)
1. BRASS PER QQ-B-626, ALLOY 360, 1/2 H ; JIS H3250 C 3604BD OR EQUIVALENT
 2. NICKEL PL. 60 MIN. THICK OVER COPPER STRIKE
 3. GOLD PL. 30 MIN. THICK OVER NICKEL PL. 100 MIN. THICK OVER COPPER STRIKE
 4. TEFLON MIL-P-19468 OR EQUIVALENT
 5. COPPER PER ASTM B-75 ALLOY C12200 OR EQUIVALENT
 6. PBT(WITH 15% GLASS FIBER) PER CHANG CHUN GRADE 4115202 OR EQUIVALENT

NO.	DESCRIPTION	MATERIAL	FINISH	Q'TY	DRAWING NO.	SCALE	2/1	ISSUE	1	PART NO.	DATE	TITLE	
8	FERRULE	NOTE 5	NATURAL	1	FKFR00101A	DIMENSIONS ARE IN MILLIMETERS UNLESS OTHERWISE SPECIFIED TOLERANCES 0.5-6 = ±0.2 6-30 = ±0.4 30-120 = ±0.6 120-315 = ±1 315-1000 = ±1.6 1000-2000 = ±2.4				FA1-NXSP-C01-0	10-04-01'	Danbury,CT,USA-Tainan,Taiwan-Shenzhen,China	
7	CONTACT PIN	NOTE 1	NATURAL	1	FKCP00101A		APPROVED						
6	RING	NOTE 1	NATURAL	1	FKLR00101A		CHECKED						FAKRA SMB CRIMP PLUG (FOR RG-174/U, 188A/U, 316/U CABLE)
5	LOCK COVER	NOTE 6	NATURAL	1	SEE TABLE		DRAWN						
4	BARREL	NOTE 1	NATURAL	1	FKBR00101B								DRAWING NO. KJ-FK1321XX-007-NT30G-50
3	INSULATOR	NOTE 4	NATURAL	1	FKNS00201A								
2	INSULATOR	NOTE 4	NATURAL	1	FKNS00101A								FILE NO. F:\DWG\FK\FA1\NXSP\C01\0
1	MAIN BODY	NOTE 1	NATURAL	1	FKMB00101A								

Amphenol

ANGELA

1 2 3 4 5 6 7 8

Mouser Electronics

Authorized Distributor

Click to View Pricing, Inventory, Delivery & Lifecycle Information:

Amphenol:

[FA1-NASP-C01-0](#) [FA1-NDSP-C01-0](#) [FA1-NESP-C01-0](#) [FA1-NGSP-C01-0](#) [FA1-NISP-C01-0](#) [FA1-NKSP-C01-0](#)
[FA1-NZSP-C01-0](#) [FA1-NLSP-C01-0](#)