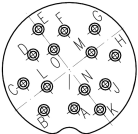
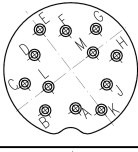
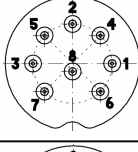
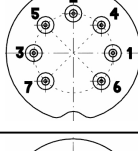
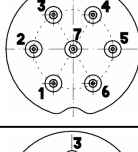
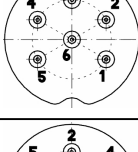
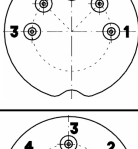
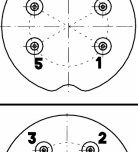
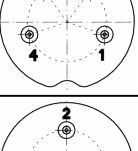
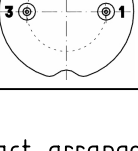


Recommended roughness sealing surface Rz6,3 (Ra0,8)

	14 (14-a)	C091 11C014 000 2 U
	12 (12-a)	C091 11C012 000 2 U
	8 (08-a)	C091 11C008 000 2 U
	7 (07-b)	C091 11C107 000 2 U
	7 (07-a)	C091 11C007 000 2 U
	6 (06-a)	C091 11C006 000 2 U
	5 (05-b)	C091 11C105 000 2 U
	5 (05-a)	C091 11C005 000 2 U
	4 (04-a)	C091 11C004 000 2 U
	3 (03-a)	C091 11C003 000 2 U
Contact arrangement View on mating side	Number of contacts (Contact arrangement acc. IEC 61076-2-106)	Part number

Weitergabe sowie Vervielfältigung dieser Unterlage, Verwertung und Mitteilung ihres Inhalts nicht gestattet, soweit nicht ausdrücklich zugestanden. Zuwiderhandlungen verpflichten zu Schadenersatz. Alle Rechte für den Fall der Patenterteilung oder Gebrauchsmuster-Eintragung vorbehalten.

Mouser Electronics

Authorized Distributor

Click to View Pricing, Inventory, Delivery & Lifecycle Information:

[Amphenol:](#)

[C091 11C014 000 2](#)