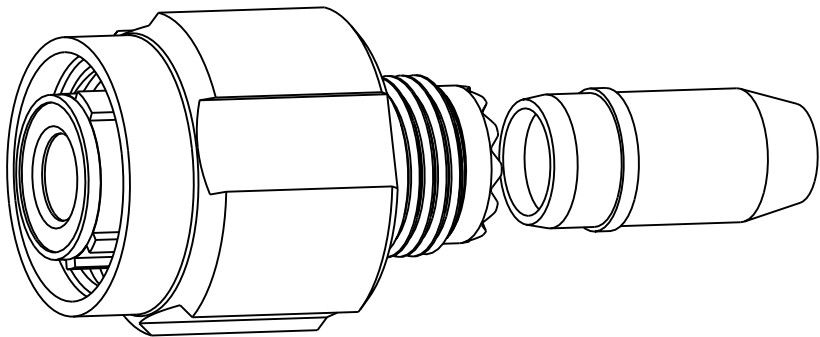
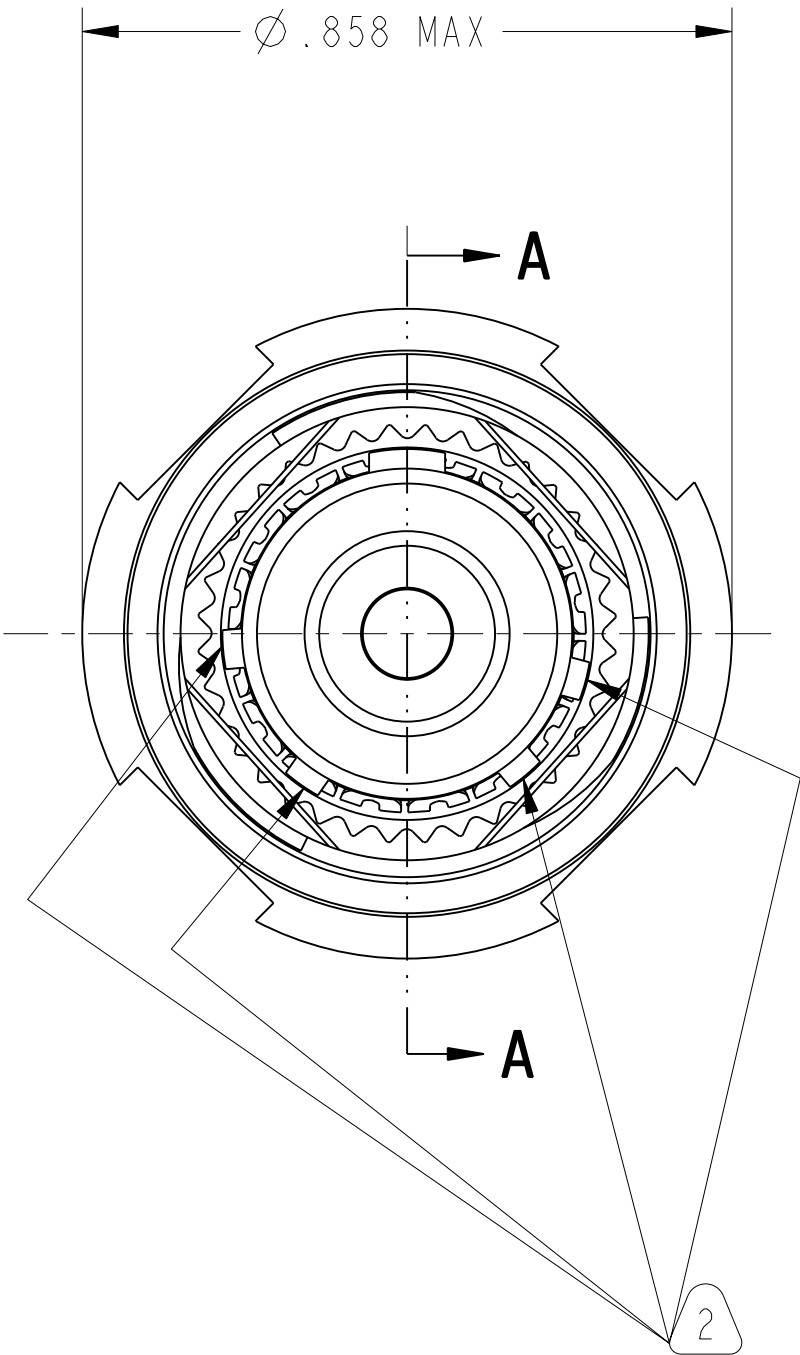
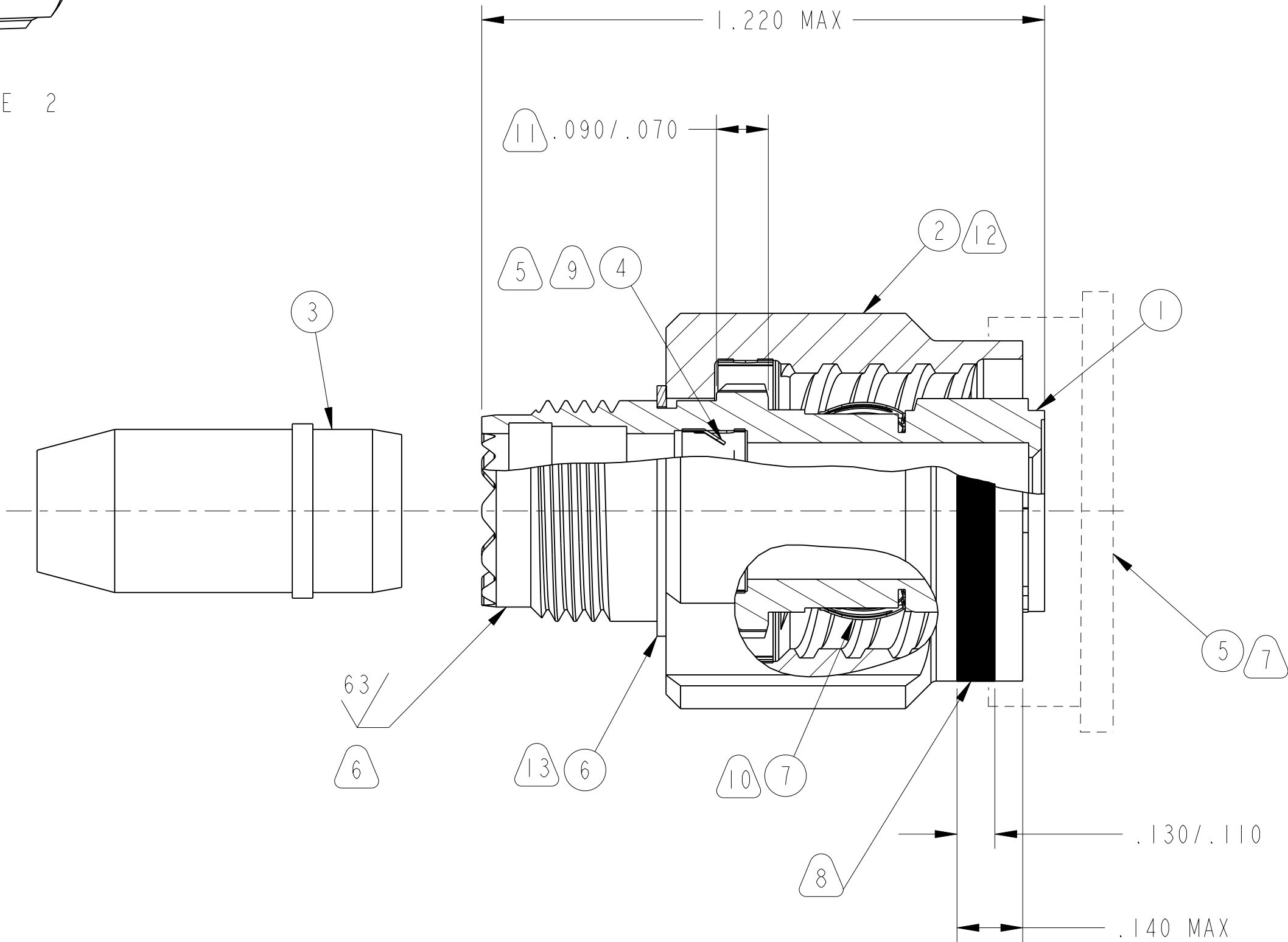


REV. A	SHEET 1 OF 2	DOCUMENT NO. TGW-12B09-01SN-255
REVISIONS		
LTR	DESCRIPTION	DATE
A	INITIAL RELEASE	



SCALE 2



SECTION A-A

NOTES: SEE SHEET 2

THE USE OF THIS DOCUMENT IS UNLIMITED. HOWEVER, DOCUMENTS REFERENCED HEREON MAY CONTAIN LIMITED RIGHTS DATA.

RELEASED / Jan . 19 2006, 11:20 AM

N/A	PRO/ENGINEER INFORMATION
N/A	Pro/e Model Used: TGW12B0901SA255.ASSEM
NEXT ASSEMBLY	Drawing Name: TGW-12B09-01SN-255

UNLESS OTHERWISE SPECIFIED
LINEAR DIMENSIONS ARE IN INCHES TOLERANCES: .XXXX = ±.0005 ANGLES= ±2° .XXX = ±.010 .XX = ±.03 .X = ±.1
DIM. & TOL. PER ASME Y14.5M; DRM PER MIL-DTL-31000; OTHER Amphenol Sds. PER 9-3800
LEGENDS: = FLAG NOTE CALL OUT REFERENCE ONLY

SPECIFICATIONS
MATERIAL SPEC. N/A
PROCESS SPEC. SEE NOTES SHEET 2

7	I	T3-8909-16H	SPRING, EMI BAND	
6	I	T3-8109-11E	RETAINING RING	
5	I	10-070500-008	PLASTIC DUST CAP	
4	I	T3-4808-10H	COLLET	
3	I	T3-R-6308-10D	GROMMET BOOT	
2	I	T3-R-7009-13W	COUPLING NUT SUB-ASSEMBLY	
1	I	P-208987-PSXXW	SHELL	4
POS	QTY	PART NUMBER	DESCRIPTION	NOTE
PARTS LIST				
APPROVALS		DATE	AMPHENOL CORPORATION 40-60 DELAWARE AVENUE SIDNEY, N.Y. 13838	
PREPARED BY		D. FREAR		
ENGINEER IN CHARGE		D. FREAR		
DESIGN MANAGER		E. SHEPLER		
DESIGN ACTIVITY GROUP		MIL-AERO	CONNECTOR, ELECTRICAL PLUG, TYPE TGW-12B09-01(S)-255 LESS CONTACT, SPECIAL PACK	
THIRD ANGLE PROJECTION			SIZE C	CAGE CODE 77820
			DOCUMENT NO. TGW-12B09-01SN-255	REV. A
			SCALE: 4.0	REF: P-208987-PSP(X)
			SHEET 1 OF 2	

DOCUMENT NO. TGW-12B09-01SN-255
SHEET 1 OF 2
REV. A

C

B

A

FORMAT: C-U-L-Rev.B

D

C

REV. A
SHEET 1 OF 2
DOCUMENT NO. TGW-12B09-01SN-255

A

4

3

2

TGW-12B09-01SN-255

DOCUMENT NO.

REV.

A

SHEET 2 OF 2

2

DOCUMENT NO.

TGW-12B09-01SN-255

REV.

A

SHEET 2 OF 2

2

ASSEMBLY PART NUMBER

TGW-12B09-01SN-255

TGW-12B09-01SA-255

TGW-12B09-01SB-255

TGW-12B09-01SC-255

TGW-12B09-01SD-255

TGW-12B09-01SE-255

ALTERNATE SHELL ROTATION

11.

LUBRICATE ROOT OF SHELL RATCHET TEETH IN AREA WITH SILICONE GREASE PER E4-9.52. GREASE NOT TO EXCEED TEETH DIAMETER.

10.

ASSEMBLE EMI BAND ITEM(7) ONTO PLUG SHELL PRIOR TO COUPLING NUT ASSEMBLY USING ASSEMBLY SLEEVE. INTIMATE 360° CONTACT TO PLUG BODY TO BE MAINTAINED. LIP EDGE OF EMI BAND MUST BE FIRMLY SEATED INTO GROOVE. TOP LAP EDGES MUST NOT PROTRUDE BEYOND GROOVE SHOULDER. WELD OVERLAP IS TO BE POSITIONED AT MASTER KEY.

9.

FILL GAP OF COLLET SLOT WITH E4-7.33 EPOXY PER E3-7.94.

8.

MARK BLUE COLOR BAND IN THIS AREA PER PYLE INK SPEC. E4-9.23.

7.

APPLY PLASTIC DUST CAP, ITEM 5 TO THE FRONT OF THE CONNECTOR.

6.

SEALING SURFACE MARKED

63

 SHALL NOT BE DAMAGED DURING ASSEMBLY OPERATION.

5.

SLIDE COLLET, ITEM 4 INTO IT'S LOCKED POSITION IN PLUG SHELL GROOVE WITH APPROPRIATE TOOL.

4.

SEE PARTS LIST FOR COMPONENT PART NUMBER.

3.

DRAWING ILLUSTRATES FINAL ASSEMBLY. CONTACTS ARE NOT PART OF THIS ASSEMBLY AND MUST BE PURCHASED SEPARATLY.

2.

ALTERNATE ROTATIONS ARE OBTAINED BY ROTATING INDICATED KEYWAYS PER EXC-4630. SIX POSITIONS ARE AVAILABLE.

1.

PACKAGE IN A POLYETHYLENE BAG, THE GROMMET BOOT ITEM 3 SHALL BE SHIPPED UNASSEMBLED.
MARK TAG WITH IDENTIFYING NUMBER, DATE CODE AND WORK ORDER NUMBER
EXAMPLE:
PYLE TGW-12B09-01PN-255 0549 001000

NOTES:

THE USE OF THIS DOCUMENT IS UNLIMITED. HOWEVER, DOCUMENTS REFERENCED HEREON MAY CONTAIN LIMITED RIGHTS DATA.

14.

NO BAKING IS PERMITTED AFTER CONNECTOR HAS BEEN GREASED.

13.

PLACE RETAINING RING ITEM(6) INTO GROOVE OF PLUG SHELL ITEM (1), BY USING PROPER ASSEMBLY FIXTURE: RETAINING RING MUST BE LUBRICATED WITH LIGHT COAT OF LUBRICANT PER SPEC. E4-8.78 AND CURED PRIOR TO ASSEMBLY.

12.

ASSEMBLE COUPLING NUT SUB-ASSEMBLY, ITEM(2), ONTO PLUG SHELL ITEM (1) FROM THE REAR END OF PLUG SHELL. MAKE SURE THAT FINGERS OF THE SPRING ARE ON THE PLUG SHELL SHOULDER.

TGW - 12 B 09 - 01 S (X)- 255

SUFFIX VARIATION:
255-LESS CONTACT AND SPECIAL PACKAGING

ALTERNATE KEYWAY POS:
N-NORMAL
POSITIONS-A, B, C, D & E

CONTACT GENDER:
S-SOCKET

CONTACT CAVITY SIZE:
01-SIZE 8 CONTACT

SHELL SIZE:
09-SIZE 09

DESIGN VARIATION:
B-REMOVABLE GROMMET BOOT ASSEMBLY

SHELL STYLE:
12- PLUG

CONNECTOR CLASS:
W-ALUMINUM, GROUNDED
OLIVE DRAB, CADMIUM PLATE
F-ALUMINUM, GROUNDED
ELECTROLESS NICKEL

DOCUMENT NO.

TGW-12B09-01SN-255

REV.

A

SHEET 2 OF 2

2

SCALE: 1.0

REF. P-208987-PSP(X)

SHEET 2 OF 2

DOCUMENT NO.

TGW-12B09-01SN-255

REV.

A

SHEET 2 OF 2

2

3

2

1

Mouser Electronics

Authorized Distributor

Click to View Pricing, Inventory, Delivery & Lifecycle Information:

[Amphenol:](#)

[TGW-12B09-01SN](#)