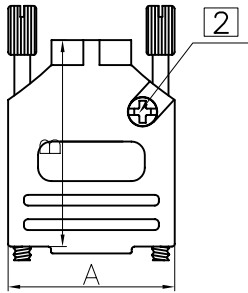
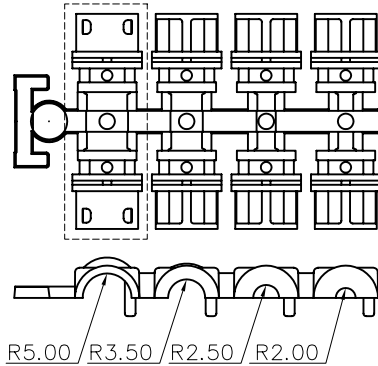


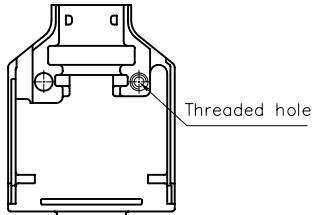
This document is the property of Amphenol Corporation and is delivered on the express condition that it is not to be disclosed, reproduced or used, in whole or in part, for manufacture or sale by anyone other than Amphenol Corporation without its prior consent, & that no right is granted to disclose or to use any information in this document.



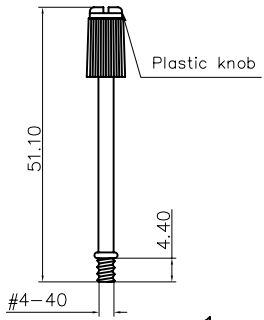
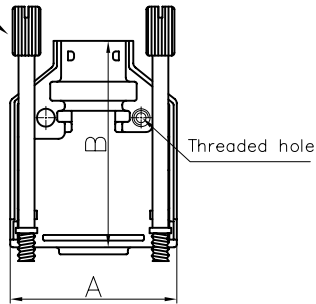
L17D TZK 09K XX T



Cable strain relief

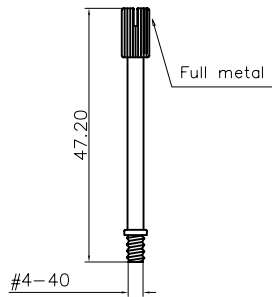


L17D TZK 09K XX T



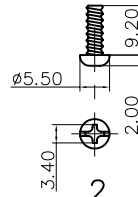
1

Thumb screw



Full metal

Screw thread



2

Screw

Part Number	A	B	Part Number
L17D TZK 09K FM T	31 (1.220")	38.3 (1.508")	L17D TZK 09K T
L17D TZK 15K FM T	39.5 (1.555")	40.5 (1.594")	L17D TZK 15K T
L17D TZK 25K FM T	53.4 (2.102")	48.2 (1.897")	L17D TZK 25K T
L17D TZK 37K FM T	70 (2.755")	52.2 (2.055")	L17D TZK 37K T

Customer drawing

REVISIONS

SYM	ECN	DESCRIPTION	DATE	APPROVED
1			06/06/08	

D-SUB TECHNICAL DATA

Material and finish:

Shell: die-cast, nickel plated

Thumb screws: with metal knob, nickel plated

Screws: Steel, blue chromate plating, Philips head

Cable strain relief: Plastic UL94 V-0

Temperature range: -40°C to 120°C

Cable diameter: 4.0-13.0mm

Attenuation factor: >40 dB between 30 MHz and 1 GHz

PRODUCT CODE

L 17DTZK XX K XX T

RoHS Compliance

Series 17DTZK:180°

Position: 9,15,25,37

Bulk Package

T: with threaded backshell, not self-tapering type

FM: Full steel metal screwlock
Blank: plastic knob on screwlock

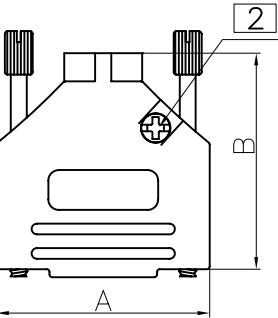
UNLESS OTHERWISE SPECIFIED TOLERANCES		APPROVAL		DATE
U.S.	METRIC	DRAWN	Checked	DATE
.X +/-	0.50	Sunny Li	06/06/08	
.XX +/-	0.30	Wk.wang	06/06/08	
.XXX +/-	0.20			
FRACTIONS +/-	2'			
ANGLES +/-				
FOR MATERIALS AND FINISHES SEE NOTES		DRAWING FILE :		
REMOVE SHARP EDGES		ANGLE OF PROJECTION		
DIMENSIONS				
U.S.	INCHES			
METRIC	MM			

Amphenol®

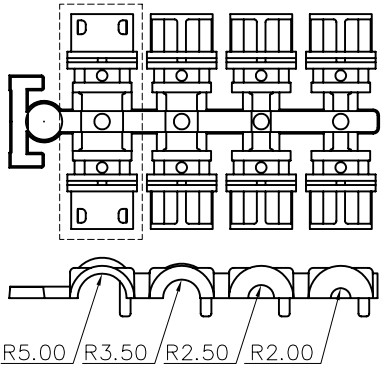
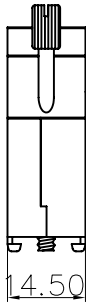
TITLE
Metal Hood DTZK series

SIZE	DRAWING NO.	REV.
A4	C L17D TZK XXX XX T	1
SCALE	SHEET 1 OF 4	
NONE		

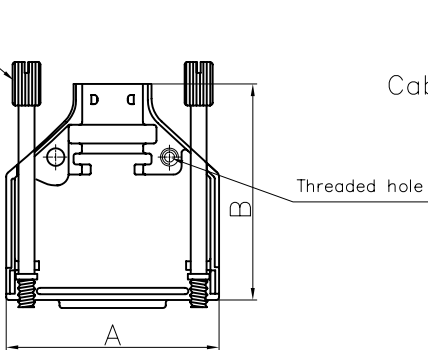
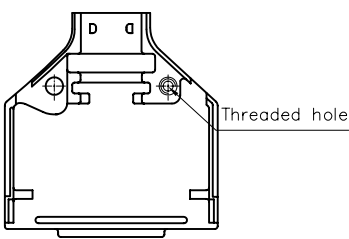
This document is the property of Amphenol Corporation and is delivered on the express condition that it is not to be disclosed, reproduced or used, in whole or in part, for manufacture or sale by anyone other than Amphenol Corporation without its prior consent, & that no right is granted to disclose or to use any information in this document.



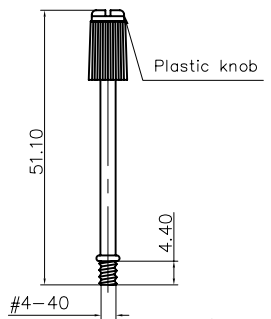
L17D TZK 15K XX T



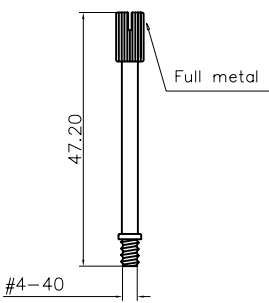
Cable strain relief



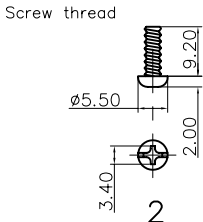
L17D TZK 15K XX T



Thumb screw



Full metal



Screw

Part Number	A	B	Part Number
L17D TZK 09K FM T	31 (1.220")	38.3 (1.508")	L17D TZK 09K T
L17D TZK 15K FM T	39.5 (1.555")	40.5 (1.594")	L17D TZK 15K T
L17D TZK 25K FM T	53.4 (2.102")	48.2 (1.897")	L17D TZK 25K T
L17D TZK 37K FM T	70 (2.755")	52.2 (2.055")	L17D TZK 37K T

Customer drawing

REVISIONS				
SYM	ECN	DESCRIPTION	DATE	APPROVED
1			06/06/08	

D-SUB TECHNICAL DATA

Material and finish:
Shell: die-cast, nickel plated
Thumb screws: with metal knob, nickel plated
Screws: Steel, blue chromate plating, Philips head
Cable strain relief: Plastic UL94 V-0
Temperature range: -40°C to 120°C
Cable diameter: 4.0-13.0mm
Attenuation factor: >40 dB between 30 MHz and 1 GHz

PRODUCT CODE

L 17DTZK XX K XX T

RoHS Compliance

Series 17DTZK:180°

Position:9,15,25,37

Bulk Package

T: with threaded backshell, not self-tapering type

FM: Full steel metal screwlock
Blank: plastic knob on screwlock

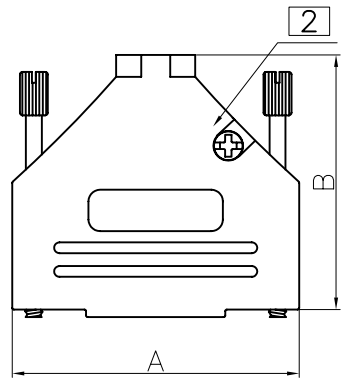
UNLESS OTHERWISE SPECIFIED TOLERANCES		APPROVAL	DATE
	U.S. METRIC	DRAWN Sunny Li	06/06/08
.X +/-	0.50	CHECKED Hk.wang	06/06/08
.XX +/-	0.30	CHECKED	
.XXX +/-	0.20		
FRACTIONS +/-	2'		
ANGLES +/-			
FOR MATERIALS AND FINISHES SEE NOTES		DRAWING FILE :	
REMOVE SHARP EDGES		ANGLE OF PROJECTION	
DIMENSIONS			
U.S. INCHES			
METRIC MM			

Amphenol®

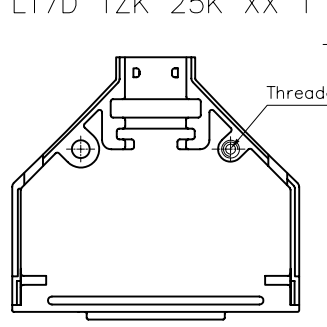
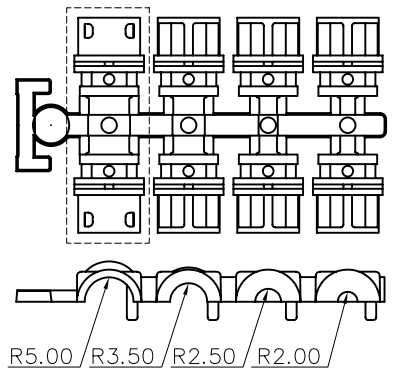
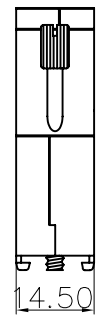
Metal Hood DTZK series

SIZE	DRAWING NO.	REV.
A4	C L17D TZK XXX XX T	1
SCALE	SHEET 2 OF 4	
NONE		

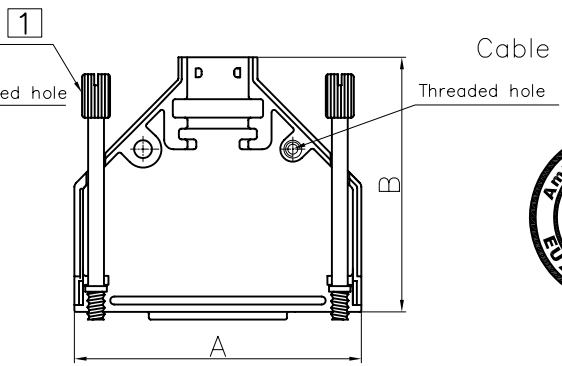
This document is the property of Amphenol Corporation and is delivered on the express condition that it is not to be disclosed, reproduced or used, in whole or in part, for manufacture or sale by anyone other than Amphenol Corporation without its prior consent, & that no right is granted to disclose or to use any information in this document.



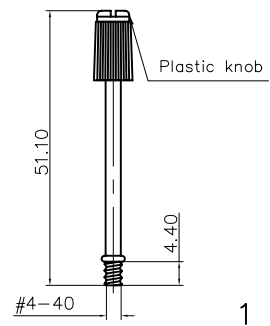
L17D TZK 25K XX T



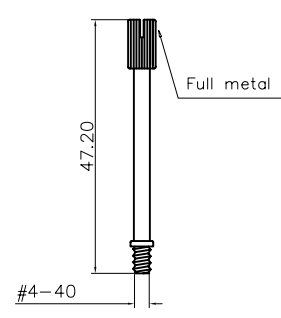
L17D TZK 25K XX T



Cable strain relief

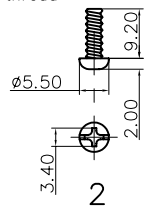


Thumb screw



Full metal

Screw thread



Screw

Customer drawing

Part Number	A	B	Part Number
L17D TZK 09K FM T	31 (1.220")	38.3 (1.508")	L17D TZK 09K T
L17D TZK 15K FM T	39.5 (1.555")	40.5 (1.594")	L17D TZK 15K T
L17D TZK 25K FM T	53.4 (2.102")	48.2 (1.897")	L17D TZK 25K T
L17D TZK 37K FM T	70 (2.755")	52.2 (2.055")	L17D TZK 37K T

REVISIONS				
SYM	ECN	DESCRIPTION	DATE	APPROVED
1			06/06/08	

D-SUB TECHNICAL DATA

Material and finish:

Shell: die-cast, nickel plated

Thumb screws: with metal knob, nickel plated

Screws: Steel, blue chromate plating, Philips head

Cable strain relief: Plastic UL94 V-0

Temperature range: -40°C to 120°C

Cable diameter: 4.0-13.0mm

Attenuation factor: >40 dB between 30 MHz and 1 GHz

PRODUCT CODE

L 17DTZK XX K XX T

RoHS Compliance

Series 17DTZK:180°

Position: 9,15,25,37

Bulk Package

T: with threaded backshell, not self-tapering type

FM: Full steel metal screwlock
Blank: plastic knob on screwlock

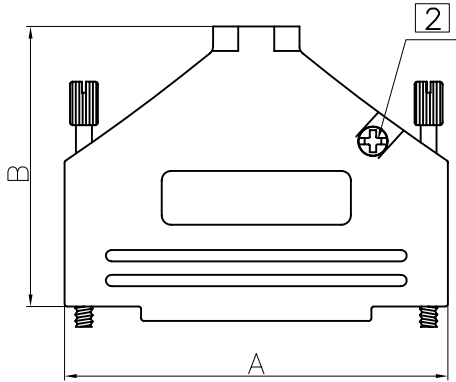
UNLESS OTHERWISE SPECIFIED TOLERANCES		APPROVAL		DATE
U.S.	METRIC	DRAWN	Checked	
.X +/-	0.50	Sunny Li	06/06/08	
.XX +/-	0.30	Wk.wang	06/06/08	
.XXX +/-	0.20			
FRACTIONS +/-				
ANGLES +/-	2°			
FOR MATERIALS AND FINISHES SEE NOTES		DRAWING FILE :		
REMOVE SHARP EDGES		ANGLE OF PROJECTION		
DIMENSIONS				
U.S.	INCHES			
METRIC	MM			

Amphenol®

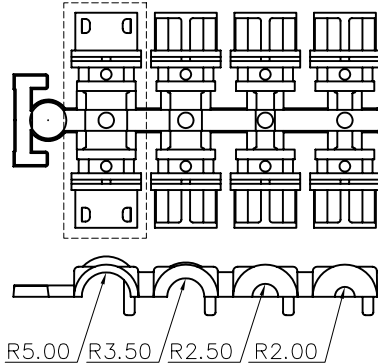
TITLE
Metal Hood DTZK series

SIZE	DRAWING NO.	REV.
A4	C L17D TZK XXX XX T	1
SCALE	SHEET 3 OF 4	
NONE		

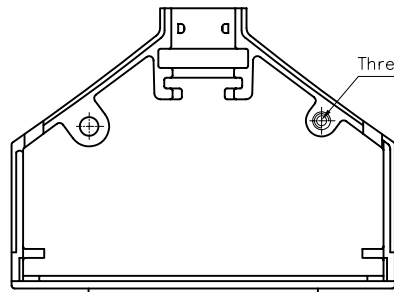
This document is the property of Amphenol Corporation and is delivered on the express condition that it is not to be disclosed, reproduced or used, in whole or in part, for manufacture or sale by anyone other than Amphenol Corporation without its prior consent, & that no right is granted to disclose or to use any information in this document.



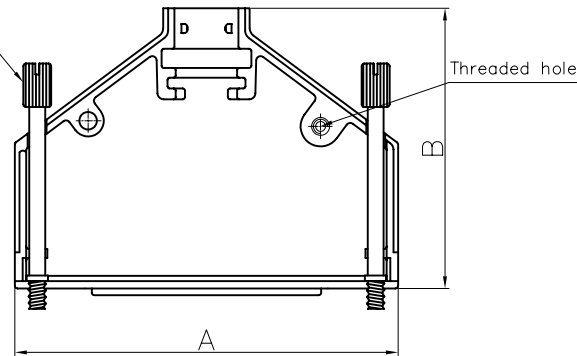
L17D TZK 37K XX T



Cable strain relief

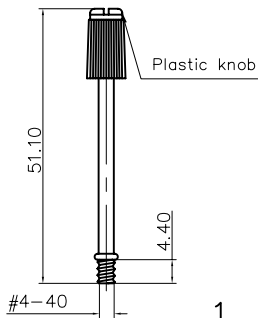


Threaded hole

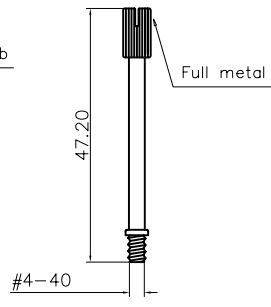


Threaded hole

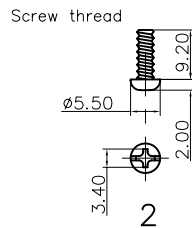
L17D TZK 37K XX T



Thumb screw



Full metal



Screw thread

Screw

Customer drawing

Part Number	A	B	Part Number
L17D TZK 09K FM T	31 (1.220")	38.3 (1.508")	L17D TZK 09K T
L17D TZK 15K FM T	39.5 (1.555")	40.5 (1.594")	L17D TZK 15K T
L17D TZK 25K FM T	53.4 (2.102")	48.2 (1.897")	L17D TZK 25K T
L17D TZK 37K FM T	70 (2.755")	52.2 (2.055")	L17D TZK 37K T

REVISIONS

SYM	ECN	DESCRIPTION	DATE	APPROVED
1			06/06/08	

D-SUB TECHNICAL DATA

Material and finish:

Shell: die-cast, nickel plated

Thumb screws: with metal knob, nickel plated

Screws: Steel, blue chromate plating, Philips head

Cable strain relief: Plastic UL94 V-0

Temperature range: -40°C to 120°C

Cable diameter: 4.0-13.0mm

Attenuation factor: >40 dB between 30 MHz and 1 GHz

PRODUCT CODE

L 17DTZK XX K XX T

RoHS Compliance

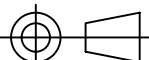
Series 17DTZK:180°

Position:9,15,25,37

Bulk Package

T: with threaded backshell, not self-tapering type

FM: Full steel metal screwlock
Blank: plastic knob on screwlock

UNLESS OTHERWISE SPECIFIED TOLERANCES		APPROVAL		DATE
U.S.		METRIC		
.X +/-	/	0.50	DRAWN	Sunny Li 06/06/08
.XX +/-		0.30	CHECKED	Hk.wang 06/06/08
.XXX +/-		0.20	CHECKED	
FRACTIONS +/-				
ANGLES +/-		2°		
FOR MATERIALS AND FINISHES SEE NOTES				
REMOVE SHARP EDGES				
DIMENSIONS				
U.S.	INCHES		DRAWING FILE :	
METRIC	MM			
ANGLE OF PROJECTION				
				

Amphenol®

TITLE
Metal Hood DTZK series

SIZE	DRAWING NO.	REV.
A4	C L17D TZK XXK XX T	1
SCALE	SHEET 4 OF 4	
NONE		

Mouser Electronics

Authorized Distributor

Click to View Pricing, Inventory, Delivery & Lifecycle Information:

[Amphenol:](#)

[L17DTZK09KFMT](#)