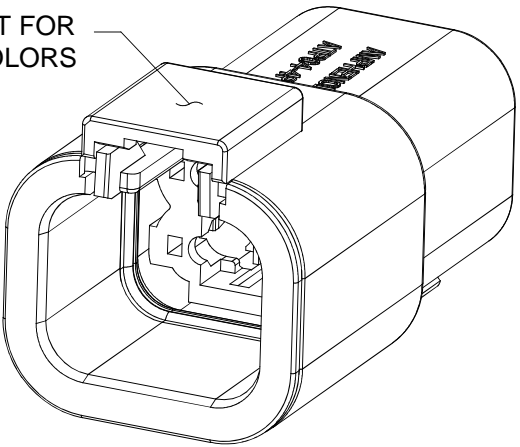
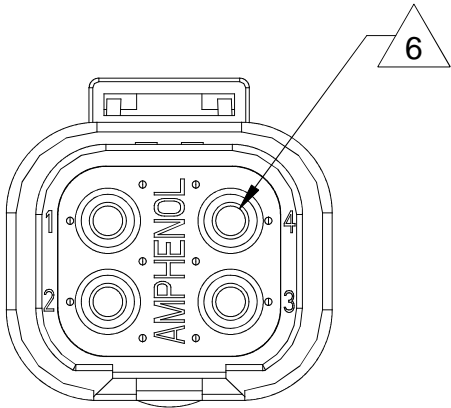
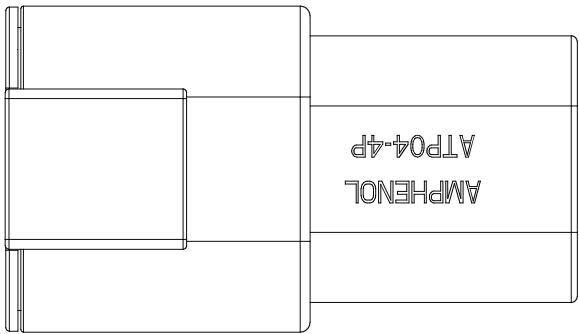
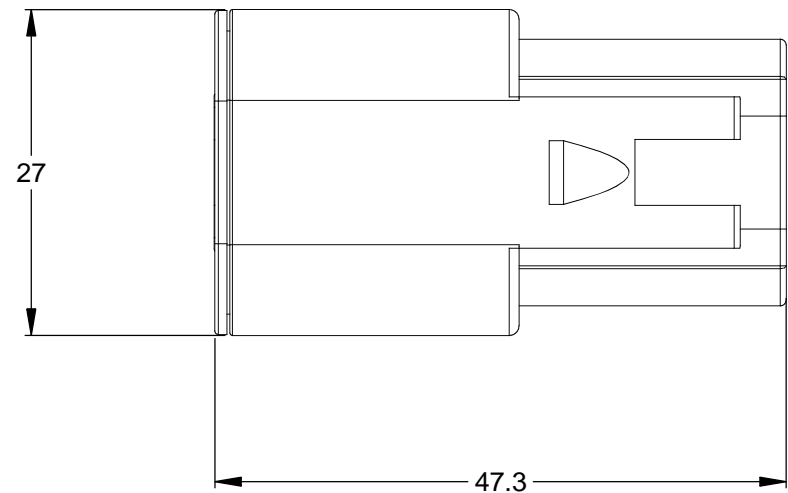
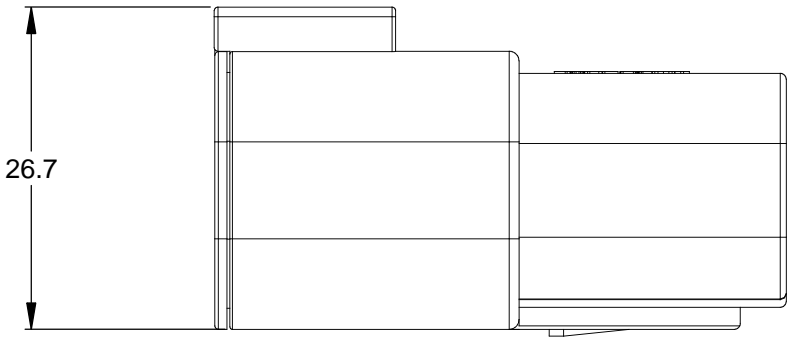


REVISIONS					
REV	ECO	DESCRIPTION	DATE	BY	APPR
A3	-	RELEASE NEW DWG FORMAT	18/OCT/13	DRP	-

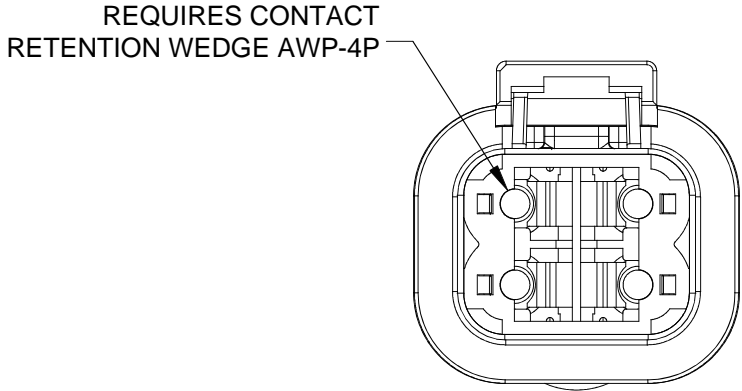


REFER TO PART NUMBER CHART FOR  
AVAILABLE CONNECTOR COLORS



PART NUMBER CHART	
COLOR	PART NUMBER
GREY	ATP04-4P
BLACK	ATP04-4P-BLK

STANDARD MOLDED COLOR IS GREY. ADDITIONAL  
COLOR ( BLACK ) IS AVAILABLE VIA SPECIAL ORDER.



NOTES: UNLESS OTHERWISE SPECIFIED

- MATERIAL:  
HOUSING: THERMOPLASTIC  
SEAL: SILICONE RUBBER
- MODIFICATIONS: N/A
- SPECIFICATIONS:  
3.1 CURRENT RATING: 25 AMPS  
3.2 OPERATING TEMPERATURE: -55°C TO +125°C  
3.3 DIELECTRIC WITHSTANDING VOLTAGE: LESS THAN 2  
MILLIAMPS CURRENT LEAKAGE @ 1500 VOLTS AC.  
3.4 INSULATION RESISTANCE: 1000 MEGOHMS MIN @ 25°C.  
3.5 MOISTURE RESISTANCE: IP67 ( MATED CONDITION )  
3.6 MATING CYCLE DURABILITY: 100 CYCLES  
3.7 RoHS COMPLIANT
- MATING PART: ATP06-4S\* PLUG.  
( \* = MODIFICATIONS AND COLORS )
- ALL DIMENSIONS ARE FOR REFERENCE USE ONLY.

6 CONTACT SIZE AND REAR SEAL WIRE RANGE:

CONTACT SIZE	MIN. INSUL O.D.	MAX. INSUL O.D.	TYPICAL WIRE RANGE
12	3.40 mm (.134 in)	4.95 mm (.195 in)	10 - 14 AWG

		SEE PART NUMBER CHART			
		PART NUMBER		DESCRIPTION	
				ITEM	
QUANTITY		MATERIALS LIST			
<div>UNLESS OTHERWISE SPECIFIED</div> <div>1) All dimensions are in metric(mm). 2) Tolerances are as follows: 1 PL DEC ±0.30 2 PL DEC ±0.15 3 PL DEC ±0.08</div> <div>3) Note reference = <div><div>X</div></div></div>		SIGNATURES		DATE	
		DRAWN: D.PARKS		18/OCT/13	
		CHECKED:			
		ENGINEER:			
		APPROVAL:			
MATERIAL SPECIFICATIONS:		CUSTOMER:		<div>Amphenol</div> <div>Sine Systems - <a href="http://www.amphenol-sine.com">www.amphenol-sine.com</a> 44724 Morley Drive Clinton Township, MI 48036</div> <div>RECEPTACLE, 4 PIN, ATP SERIES</div>	
PROCESS SPECIFICATIONS:		THIS DRAWING IS SUPPLIED FOR INFORMATION ONLY. DESIGN FEATURES, SPECIFICATIONS AND PERFORMANCE DATA SHOWN HEREON ARE THE PROPERTY OF THE AMPHENOL CORPORATION. NO RIGHTS OF REPRODUCTION ARE IMPLIED. ALL DIMENSIONS ARE SUBJECT TO NORMAL MANUFACTURING VARIATIONS.			
NEXT ASSY:					
		SIZE	TYPE	DWG NO:	REVISION
		B	C-	ATP04-4P-XXX	A3
		SCALE: NONE		SHEET 1 OF 1	

TITLE:	RECEPTACLE, 4 PIN, ATP SERIES
DWG NO:	ATP04-4P-XXX
REV:	A3
SH:	1
OF:	1

# Mouser Electronics

Authorized Distributor

Click to View Pricing, Inventory, Delivery & Lifecycle Information:

[Amphenol:](#)

[ATP04-4P-BLK](#)