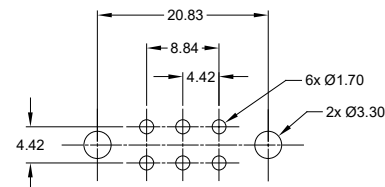


NOTES: UNLESS OTHERWISE SPECIFIED

- MATERIAL:
HOUSING: THERMOPLASTIC
CONTACT: COPPER ALLOY
PLATING: NICKEL UNDERPLATE
SEE CHART FOR OVERALL FINISH
- MODIFICATIONS: RIGHT ANGLE PCB MOUNT, SNAP FIT, KEYED, HOUSING COLOR
- SPECIFICATIONS:
3.1 CURRENT RATING: 13 AMPS
3.2 OPERATING TEMPERATURE: -55°C TO +125°C
3.3 DIELECTRIC WITHSTANDING VOLTAGE: LESS THAN 2 MILLIAMPS CURRENT LEAKAGE @ 1500 VOLTS AC.
3.4 INSULATION RESISTANCE: 1000 MEGOHMS MIN @ 25°C.
3.5 MOISTURE RESISTANCE: IP67 (MATED CONDITION)
3.6 MATING CYCLE DURABILITY: 100 CYCLES
3.7 RoHS COMPLIANT
- MATING PART: AT06-6S* PLUG
(* = MODIFICATIONS AND COLORS)
- ALL DIMENSIONS ARE FOR REFERENCE USE ONLY.

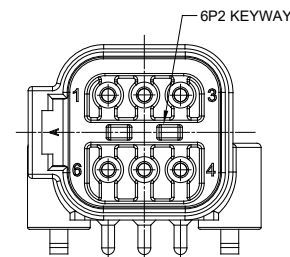
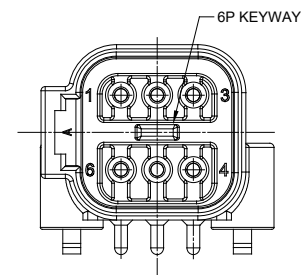
REVISIONS

REV	ECO	DESCRIPTION	DATE	BY	APPR
A1	-	RELEASE	7JUN2018	JAH	
A2	-	UPDATE DRAWING	18/MAR/19	BROOK	TOMMY
A3	-	MODIFIED DESCRIPTION	12JUL19	BROOK	TOMMY



RECOMMENDED PCB LAYOUT

ATF13-6PX-BM0X VARIANTS



PART NUMBER	CONTACT PLATING	HSG COLOR
ATF13-6P-BM01	GOLD	BLACK
ATF13-6P-BM03	TIN	BLACK

PART NUMBER	CONTACT PLATING	HSG COLOR
ATF13-6P2-BM01BLU	GOLD	BLUE
ATF13-6P2-BM03BLU	TIN	BLUE

SEE PART NUMBER CHART

REF: DTF136P, DTF136P-G003, DTF136P2-G003

PART NUMBER

DESCRIPTION

ITEM

QUANTITY

MATERIALS LIST

UNLESS OTHERWISE SPECIFIED

1) All dimensions are in metric (mm).

2) Tolerances are as follows:

1 PL DEC ±0.30

2 PL DEC ±0.15

3 PL DEC ±0.08

3) Note reference =

MATERIAL SPECIFICATIONS:

PROCESS SPECIFICATIONS:

NEXT ASSY:

SIGNATURES

DRAWN: BROOK DING

CHECKED: ORION LI

ENGINEER:

APPROVAL: TOMMY XIE

CUSTOMER:

DATE: 12/JUL/19

DATE: 12/JUL/19

THIS DRAWING IS SUPPLIED FOR INFORMATION ONLY. DESIGN FEATURES, SPECIFICATIONS AND PERFORMANCE DATA SHOWN HEREON ARE THE PROPERTY OF THE AMPHENOL CORPORATION. NO RIGHTS OF REPRODUCTION ARE IMPLIED. ALL DIMENSIONS ARE SUBJECT TO NORMAL MANUFACTURING VARIATIONS.

SIZE: TYPE: DWG NO: A3

SCALE: NONE

SHEET 1 OF 1

RIGHT ANGLE RECEPTACLE, AT 6 PIN, SNAP FIT, BOARDLOCK

Amphenol

Sine Systems - www.amphenol-sine.com

44724 Morley Drive

Clinton Township, MI 48036

RIGHT ANGLE RECEPTACLE, AT 6 PIN, SNAP FIT, BOARDLOCK

SIZE: TYPE: DWG NO: A3

SCALE: NONE

SHEET 1 OF 1

TITLE: RIGHT ANGLE RECEPT AT 6PIN SNAP FIT BOARDLOCK

DWG NO:

ATF13-6PX-BM0XXXX

REV: A3

SH: 1

OF: 1

Mouser Electronics

Authorized Distributor

Click to View Pricing, Inventory, Delivery & Lifecycle Information:

[Amphenol:](#)

[ATF13-6P-BM03](#)