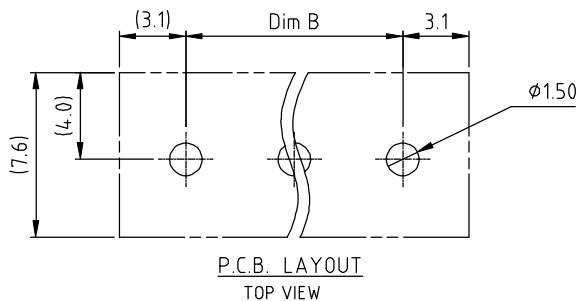
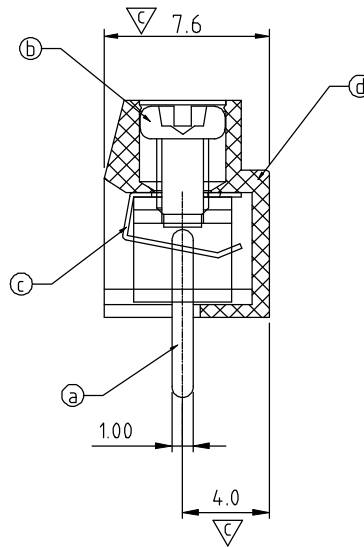
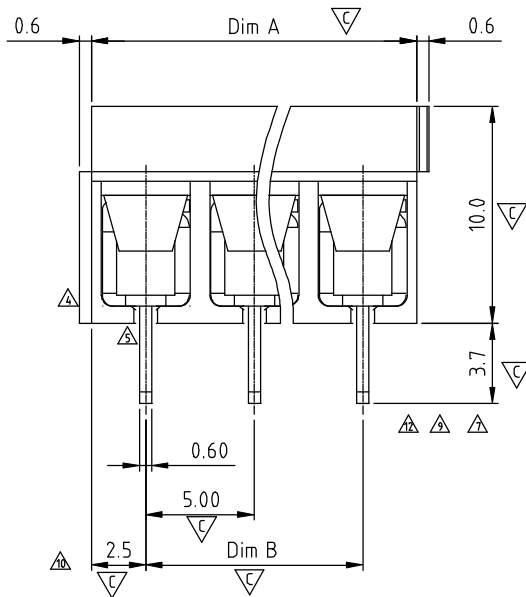


N = Number of poles  
 Dim A = N x 5.0  
 Dim B = (N - 1) x 5.0

	Dim A	Dim B
2-6p	±0.25	±0.20
7-12p	±0.30	±0.25
13-18p	±0.35	±0.30
19-24p	±0.40	±0.35



SIGN	DATE	DESCRIPTION	APPROVER
△	02/01'07	Soldering temperature is changed from 245°C to 250°C	Marivn
△	03/01'08	BODY 頂部加掩膠.	Tason
△	03/01'08	改溫度.	Tason
△	09/30'10	Add the Fillet	Tason
△	09/30'10	The design is changed	Tason
△	09/30'10	Add the tolerance table	Tason
△	10/12'10	The dimension is changed from 4.0mm to 3.7mm	Tason
△	02/15'11	Add the "tuv" Safety Approval	Tason
△	03/28'12	The dimension is changed from 3.7mm to 4.0mm	Guoxue
△	03/28'12	The dimension 2.5 is added	Guoxue
△	12/10'13	Update the drawing	Guoxue
△	03/11'14	The dimension is changed from 4.0mm to 3.7mm	Guoxue

THIS IS CAD DRAWING, DO NOT REVISE MANUALLY!!!

Material

- Item (a) Terminal body (metal housing): Brass stamping, Tin plated
- Item (b) Terminal screw: Steel Zinc plating "+/-" slot type
- Item (c) Wire guard: Stainless steel
- Item (d) Insulator (housing): Thermoplastic (UL94V-0)

Electrical

- Voltage rating: 300VAC/250VAC
- Current rating: 8A/12A
- Wire range:

- Solid wire (AWG): 14-26/0.2-2.5mm<sup>2</sup>
- Stranded wire (AWG): 14-26/0.2-2.5mm<sup>2</sup>
- Torque: 3.5Lb-In/0.4N.m
- Screw: M2.5
- Wire strip length: 5-6mm
- Withstanding Voltage: 1.6KV

- Operating temperature: -40°C to +115°C / -40°C to +105°C
- Soldering temperature: 260°C ± 5°C / 5 Sec
- Safety Approval:
- Critical dimension:

T3 xx 04 x 1 xxxx G

	Color	
02 2 POLES	0 Black (RAL9005)	000 0 @ logo RoHS compliant
03 3 POLES	2 Red (RAL3001/D)	000 A ANY logo (lead<4%)
...	3 Orange (RAL2011/P)	Any special item by customer request, please contact sales department.
...	4 Yellow (RAL1018/A)	
24 24 POLES	5 Green (RAL6018/T)	
	6 Blue (RAL5015/A)	
	8 Grey (RAL7035/D)	
	C Green (RAL6018/U)	

		<b>CUSTOMER COPY</b> <small>ALL RIGHTS RESERVED. REPRODUCTION OR ISSUE TO THIRD PARTIES IN ANY FORM WHATSOEVER IS NOT PERMITTED WITHOUT WRITTEN AUTHORITY FROM THE PROPRIETOR. PROPERTY OF ANYTEK TECHNOLOGY CO., LTD</small>	
PART NO. T3xx04x1xxxxG		DWG NO. 8T30101	
APPROVED	CHECKED	DESIGNED	DRAWN
		Guoxue 2014.03.11	Guoxue 2014.03.11
SHEET: 01/01		Tolerance	
UNIT: mm		X. ±0.50	
SCALE: NONE		X.X ±0.30	
REV.: I		X.XX ±0.10	
		X° ±1°	

# Mouser Electronics

Authorized Distributor

Click to View Pricing, Inventory, Delivery & Lifecycle Information:

## Amphenol:

[T30204510000G](#) [T30304510000G](#) [T30404510000G](#) [T30504510000G](#) [T30604510000G](#) [T30704510000G](#)  
[T30804510000G](#) [T30904510000G](#) [T31004510000G](#) [T31104510000G](#) [T31204510000G](#) [T31304510000G](#)  
[T31404510000G](#) [T31504510000G](#) [T31604510000G](#) [T31704510000G](#) [T31804510000G](#) [T31904510000G](#)  
[T32004510000G](#) [T32104510000G](#) [T32204510000G](#) [T32304510000G](#) [T32404510000G](#)