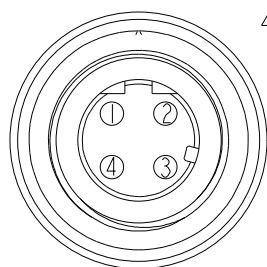


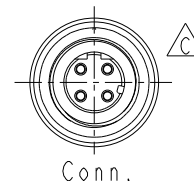
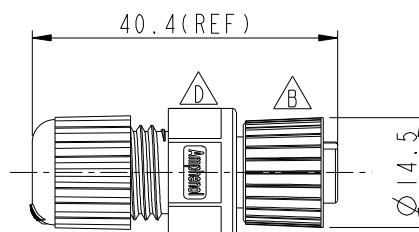
Diagram illustrating the exploded view of the 1000 Series Connector Assembly components:

- Sealing Nut (6)
- Gasket (5)
- Clamp Ring (4)
- Gasket (3)
- Connector (2)
- O-Ring (7)



Pin Assignments

Front View



Note:

- * Waterproof Rate: IP68
- * Housing: Black, Nylon+GF
- * Pin: Copper Alloy, Gold Plated
- * Nut: Zinc Alloy, Nickel Plated
- * Ring: Green, Viton
- * Gasket: Black, EPDM
- * Clamp Ring: Black, Nylon
- * Sealing Nut: Black, Nylon
- * Seals: Black, EPDM
- * Seal For Cable OD: $\varnothing 4.5\text{mm} \sim \varnothing 6.5\text{mm}$

UNIT : mm

TOLERANCE	
.X	± 0.25
.XX	± 0.1
.XXX	± 0.05
ANGLES	$\pm 1^{\circ}$

TITLE	M12 D Code
	Assy Screw 4Pin F Conn F Pin

SCALE 1:1	SIZE A4	SHEET 1 OF 1
REV. D	WC-REV. A.6	QC: Inspection item

Amphenol LTW
安費諾亮泰企業股份有限公司

ITEM NO 12D-04BFFA-SL800I	DRAWN BY Jinhai	DATE 2014-05-08
DWG NO 12D-04BFFA-SL800I	CHECKED BY Di-Lu	DATE 2014-05-08
CUSTOMER ALTW	APPROVED BY Jerry	DATE 2014-05-08

ALTW
CONFIDENTIAL
2014-05-08
R&D DEPT.

Mouser Electronics

Authorized Distributor

Click to View Pricing, Inventory, Delivery & Lifecycle Information:

[Amphenol:](#)

[12D-04BFFA-SL8001](#)