

CUSTOMER P/N	FCI P/N	L/mm	L1/mm
08-0204-01-01	10125715-P0013YYLF	127±4	20REF

A

B

C

D

P2

P1

L1

②

①

③

NOTES:

1. TEST:

□/S:100% TEST.
 CONNECTION RESISTANCE: 2 Ωhm MAX.
 HI-POT:300V/10mS.
 INSULATION RESISTANCE: 10M Ωhm MIN.

2. PART NUMBER SCHEME FOR CABLE ASSEMBLY:

10125715 -P XXXX Y Y LF

LEAD FREE
 NOT APPLICABLE TO THIS ASS'Y
 NOT APPLICABLE TO THIS ASS'Y
 LENGTH (METERS & CENTIMETERS)
 0013: 0 METER 13 CENTIMETERS
 WIRE SIZE P28AWG

3. ROHS COMPLIANCE





4. LABEL CONTENT:

08-0204-01-01-----CUSTOMER P/N
 FCI WYYY-----DATE CODE (WEEK & YEAR)
 CHINA

08-0204-01-01
 FCI WYYY
 CHINA

Fold Perforation

No.	DESCRIPTION	QTY	UNIT
③	Lable	1	EA
②	Minitex 2x4 position IDC receptacle, 0.2um gold, with central key and friction latch bump	2	PC
①	Flat cable UL21682, 28AWG*8C, Pitch1.0,Halogen Free Polyolefin 3M P/N:HF625/08	A/R	M

www.fciconnect.com			surface - 		tolerance std -		projection 		mm 							
			TOLERANCES UNLESS OTHERWISE SPECIFIED													
Dr	Harry Shi	2013-07-03	ANGULAR		LINEAR		0.X		±-		size		Scale			
Eng	Harry Shi	2013-07-03					0.XX		±-		A3		n/a			
Chr	Harry Shi	2013-07-03					0° ±'		0.XXX		±-		ECN			
Appr	Jackson Wang	2013-07-03	Product family							Spec ref						
			title					dwg no					Rev			
			Minitex IDC Cable Ass'y					10125715					A			
			catalog no					-					CUSTOMER		sheet 1 of 1	

rev	ecn no	dr	date
A	-	SHH	2013-07-03
G	-	-	-

REV F - 2006-04-17

1

2

3

PDS: Rev :A

STATUS:Released

Printed: Jul 24, 2013

A

B

C

D



Copyright FCI.

Mouser Electronics

Authorized Distributor

Click to View Pricing, Inventory, Delivery & Lifecycle Information:

[FCI / Amphenol:](#)

[10125715-P0013YYLF](#)