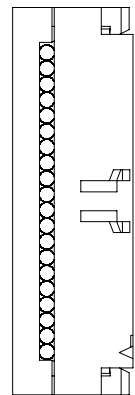
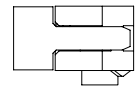
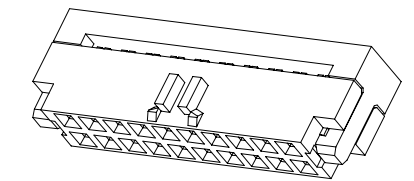


FCI P/N

10121131-P0010YYLF



P1

P2

$$-100 \pm 2$$

COLOR STRIP

WIRE SCHEME


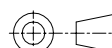

P1		P2
1	————	1
2	————	2
3	————	3
...	————	...
20	————	20

NOTES:

1.TEST:

□/S:100% TEST.
CONNECTION RESISTANCE: 2 □hm MAX.
HI-POT:300V/10mS.
INSULATION RESISTANCE: 10M □hm MIN.

2. ROHS COMPLIANCE

②	MINITEK IDC CONN.	Minitex 2x10 position IDC receptacle, 0.76um gold, with central key and friction latch bump					2	PC	
①	FLAT CABLE	Flat cable UL2651, 28AWGx20C, Pitch1.0, Grey PVC					A/R	M	
No.	NAME	DESCRIPTION					QTY	UNIT	
www.fciconnect.com			surface -		tolerance std -		projection	mm ↔	
			- 		-				
			TOLERANCES UNLESS OTHERWISE SPECIFIED						
Dr	Tom Feng	2012-11-16	ANGULAR	LINEAR	0.X	±-	size A3	Scale 2:3	
Eng	Tom Feng	2012-11-16			0.XX	±-			
Chr	Roger Cheng	2012-11-16			0°	±-°	0.XXX	±-	ECN
Appr	Jackson Wang	2012-11-16	Product family				Spec ref	-	
			title			dwg no			Rev. A
			Minitex IDC Cable Ass'y			10121131			
catalog no			-			CUSTOMER		sheet 1 of 1	

Mouser Electronics

Authorized Distributor

Click to View Pricing, Inventory, Delivery & Lifecycle Information:

[FCI / Amphenol:](#)

[10121131-P0010YYLF](#)