



SIGN	DATE	DESCRIPTION	APPROVER
△	01/30`07	Part No.changed	Tason
△	11/24`11	Changed the color is from 7035/D to 7004/P	Runner
THIS IS CAD DRAWING, DO NOT REVISE MANUALLY!!!			

Material:

- Clamp : Brass , Ni plated
- Terminal screw: Steel Zinc plating "-" slot type.
- Wire guard solder pin : Brass ,Tin plated
- Terminal housing : Thermoplastic (UL94V-0)

Electrical: cULus

- Voltage rating: 600V
- Current rating: 65A
- Wire range:
- Solid wire(AWG): 6-22
- Stranded wire(AWG): 6-22
- Torque: 8.7 Lb-In.
- Screw: M4
- Wire strip length: 6-7mm
- Withstanding Voltage: 2.2KV
- Operating temperature: -40°C to +115°C
- Safety Approval: 
- Critical dimension: 

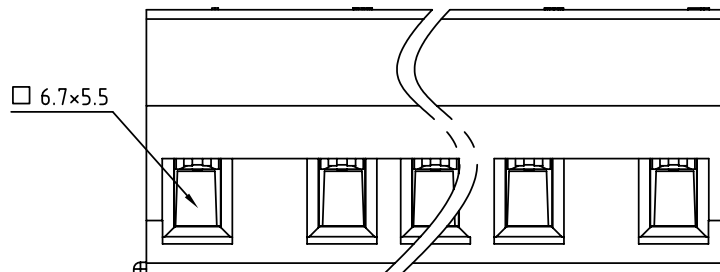
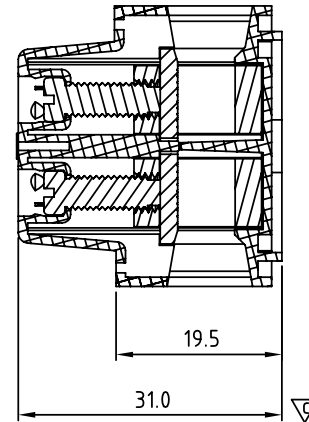
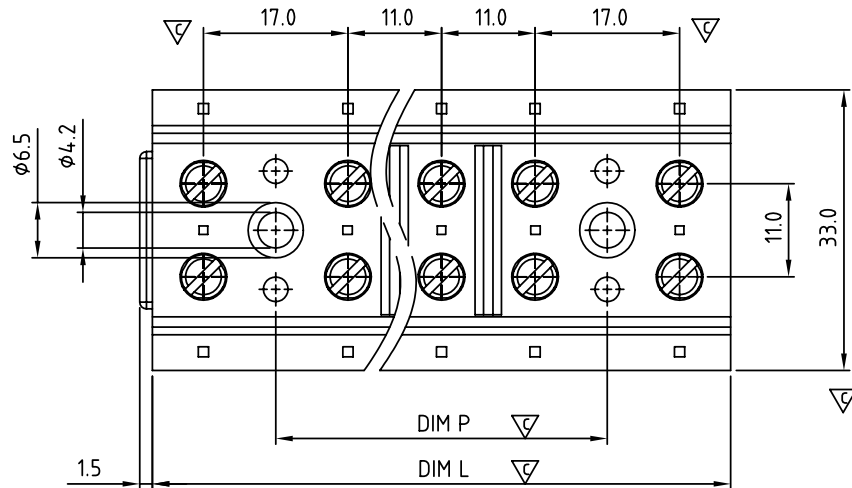
V4 xx 0 1 x 0 xxxx G

- 02 2 CONTACTS
03 3 CONTACTS
04 4 CONTACTS
05 5 CONTACTS

- COLOR
0 BLACK
5 Green (RAL6018/T)
6 Blue
8 Grey (RAL7004/P)

RoHS compliant
(lead<4%)
In copper Alloy

0000: Standard
(Steel screw plating Cr³⁺)
Any special item by
customer request.
please contact sales
department.




Ploes	DIM L	DIM P	Tol.
2ploes	29.0		±0.30
3ploes	46.0	17.0	
4ploes	57.0	28.0	
5ploes	68.0	39.0	

ANYTEK

CUSTOMER COPY

ALL RIGHTS RESERVED. REPRODUCTION OR ISSUE TO THIRD PARTIES IN ANY FORM WHATSOEVER IS NOT PERMITTED WITHOUT WRITTEN AUTHORITY FROM THE PROPRIETOR. PROPERTY OF ANYTEK TECHNOLOGY CO., LTD

TITLE	V4 Series (2P-5P)				
PART NO.	V4xx01x0xxxxG			DWG NO.	8V40001
APPROVED	CHECKED	DESIGNED	DRAWN	CUST NO.	
		Runner 2011.11.23	Tony 2006.02.07		Tolerance
				UNIT: mm	X. ±0.50
				SCALE: NONE	X.X ±0.30
				SHEET: 01/01	X.XX ±0.10
				REV.: E	X° ±1°

Mouser Electronics

Authorized Distributor

Click to View Pricing, Inventory, Delivery & Lifecycle Information:

[Amphenol:](#)

[V40501800000G](#) [V40201800000G](#) [V40401800000G](#) [V40301800000G](#)