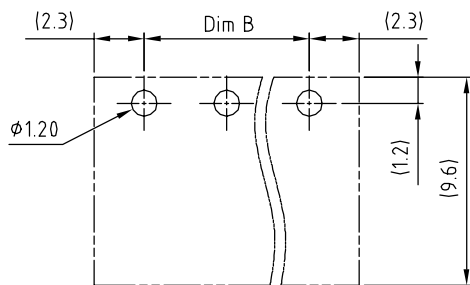
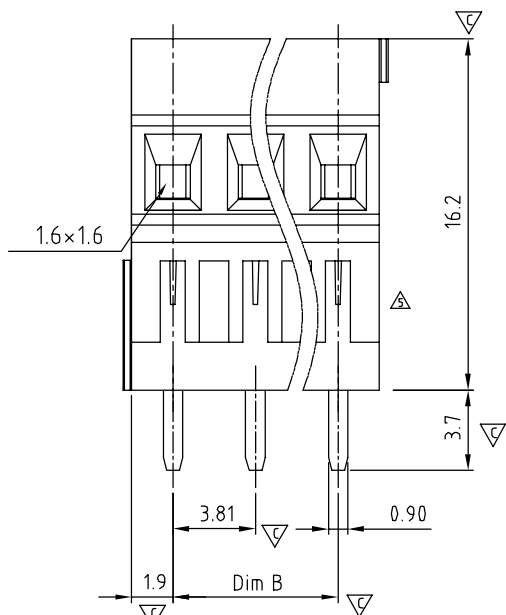


Dimension A&B

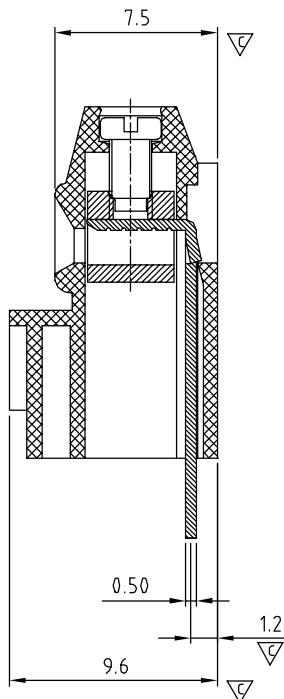
Dim A	N×3.81
Dim B	(N-1)×3.81

N=Number of poles

Poles	A&B Tolerance
2P-5P	+0.15/-0.15
6P-10P	+0.20/-0.20
11P-16P	+0.30/-0.30
17P-24P	+0.40/-0.40



P.C.B. LAYOUT
TOP VIEW



SIGN	DATE	DESCRIPTION	APPROVER
△	01/18/07	Soldering temperature changed from 245° to 250°	tason
△	01/18/07	Part NO Changed	tason
△	04/21/09	Explanation changed .	Eris
△	04/21/09	Dimension allowance	Eris
△	12/26/12	Update the drawing	Guoxue
△	12/26/12	Soldering temperature is changed from 250°C±10°C/5 Sec to 260°C±5°C/5 Sec	Guoxue
△	12/26/12	Change the dimensional tolerance	Guoxue
THIS IS CAD DRAWING, DO NOT REVISE MANUALLY!!!			

Material

- Item 1 Clamp : Brass , Ni plated
- Item 2 Terminal screw: Steel Zinc plating “-” slot type
- Item 3 Wire guard solder pin : Brass ,Tin plated
- Item 4 Terminal housing : Thermoplastic (UL94V-0)

Electrical

- Voltage rating: 300VAC
- Current rating: 10A
- Wire range:
 - Solid wire(AWG): 16-24
 - Stranded wire(AWG): 16-24
- Torque(Lb-In): 1.7
- Screw: M2
- Wire strip length: 5-6mm
- Withstanding Voltage: 1.6KV
- Operating temperature: -40°C to +115°C
- Soldering temperature: 260°C±5°C/5 Sec
- Safety Approval : cULus
- Critical dimension: ▽

△ YP xx 21x 0 xxxx G

02 2 POLES
03 3 POLES
... ..
24 24 POLES

0 Black
5 Green
(RAL 6018/T)
6 Blue
8 Grey
(RAL 7035/D)

G RoHS compliant
(lead<4%)
In copper Alloy
0000 “@”Logo (Standard)
000A: “ANYTEK” Logo
Any special item by
customer request
please contact sales
department

ANYTEK

CUSTOMER COPY

ALL RIGHTS RESERVED. REPRODUCTION OR ISSUE TO THIRD PARTIES IN ANY FORM WHATEVER IS NOT PERMITTED WITHOUT WRITTEN AUTHORITY FROM THE PROPRIETOR. PROPERTY OF ANYTEK TECHNOLOGY CO., LTD

TITLE	YP 3.81 Series 2p-24p				DWG NO.	8YP0101		
PART NO.	YPxx21x0xxxxG				CUST NO.			
APPROVED	CHECKED	DESIGNED	DRAWN			Tolerance		
		Guoxue 2012.12.26	Guoxue 2012.12.26			UNIT: mm	X.	±0.50
						SCALE: NONE	X.X	±0.30
							X.XX	±0.10
							X°	±1°
						SHEET: 01/01		
						REV.: G		

Mouser Electronics

Authorized Distributor

Click to View Pricing, Inventory, Delivery & Lifecycle Information:

Amphenol:

<u>YP0221500000G</u>	<u>YP0321500000G</u>	<u>YP0421500000G</u>	<u>YP0521500000G</u>	<u>YP0621500000G</u>	<u>YP0721500000G</u>
<u>YP0821500000G</u>	<u>YP0921500000G</u>	<u>YP1021500000G</u>	<u>YP1121500000G</u>	<u>YP1221500000G</u>	<u>YP1321500000G</u>
<u>YP1421500000G</u>	<u>YP1521500000G</u>	<u>YP1621500000G</u>	<u>YP1721500000G</u>	<u>YP1821500000G</u>	<u>YP1921500000G</u>
<u>YP2021500000G</u>	<u>YP2121500000G</u>	<u>YP2221500000G</u>	<u>YP2321500000G</u>	<u>YP2421500000G</u>	