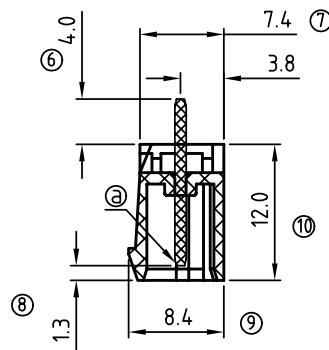
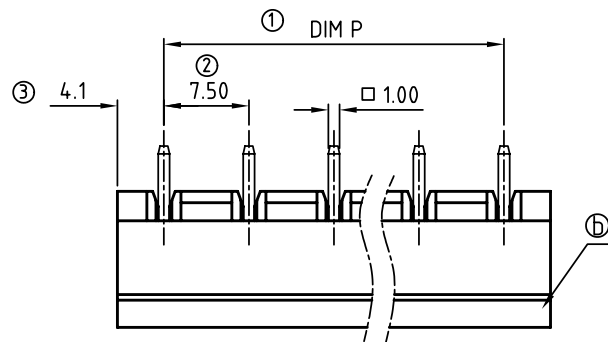


SIGN	DATE	DESCRIPTION	APPROVER
THIS IS CAD DRAWING, DO NOT REVISE MANUALLY!!!			



SECTION A-A

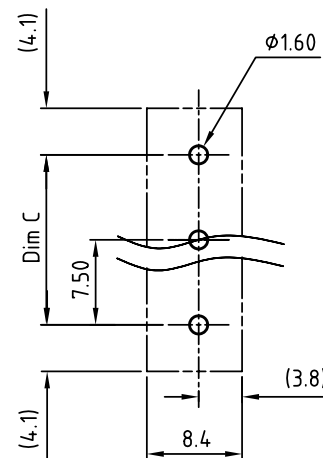
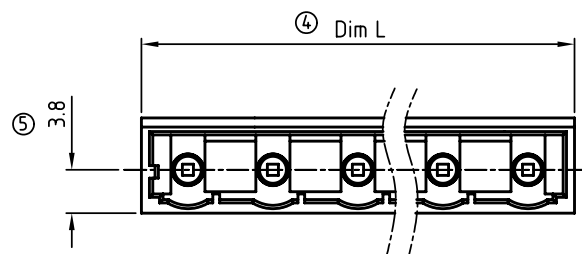
Material:

- Item a :Male contact pin: Copper Tin plated
- Item b :Terminal(housing): Thermoplastic (UL94V-0)

Electrical:

- Voltage rating: 300V
- Current rating: 8A
- Withstanding Voltage: 1.6 KV
- Operating temperature: -40°C to +115°C
- Soldering temperature: 250°C±10°C/5 Sec
- Safety Approval:

cULus



P.C.B LAYOUT

NC xx A 1 x 0 xxxx G

- 02 2 poles
- 03 3 poles
-
- 16 16 poles

COLOR
0: BLACK
5: GREEN (RAL6018/T)
6: BLUE
8: GREY (RAL7035/D)

G: RoHS compliant
(lead<4%) In copper Alloy
H: RoHS compliant
(lead<1000ppm) In copper Alloy

0000: Standard
Any special item by
customer request.
please contact sales
department.


N = Number of poles
Dim L=(N×7.5)+0.7
Dim P=(N-1)×7.5

	Dim L	Dim P
2-6p	±0.10	±0.10
7-12p	±0.25	±0.20
13-16p	±0.40	±0.30

ANYTEK

CUSTOMER COPY

ALL RIGHTS RESERVED. REPRODUCTION OR ISSUE TO THIRD PARTIES IN ANY FORM WHATEVER IS NOT PERMITTED WITHOUT WRITTEN AUTHORITY FROM THE PROPRIETOR. PROPERTY OF ANYTEK TECHNOLOGY CO., LTD

TITLE		NC 7.5mm Vertical Series								
PART NO.		NCxxA1x0xxxxG			DWG NO.	8NC1301				
APPROVED		CHECKED	DESIGNED	DRAWN	CUST NO.				Tolerance	
			Runner 2010.06.10	Runner 2010.06.10			UNIT: mm		X. ±0.50	
							SCALE: 2/1		X.X ±0.30	
					SHEET: 01/01		REV.: A		X.XX ±0.10	
									X° ±1°	

Mouser Electronics

Authorized Distributor

Click to View Pricing, Inventory, Delivery & Lifecycle Information:

Amphenol:

[NC02A1800000G](#) [NC03A1800000G](#) [NC04A1800000G](#) [NC05A1800000G](#) [NC06A1800000G](#) [NC07A1800000G](#)
[NC08A1800000G](#) [NC09A1800000G](#) [NC10A1800000G](#) [NC11A1800000G](#) [NC12A1800000G](#) [NC13A1800000G](#)
[NC14A1800000G](#) [NC15A1800000G](#) [NC16A1800000G](#)