



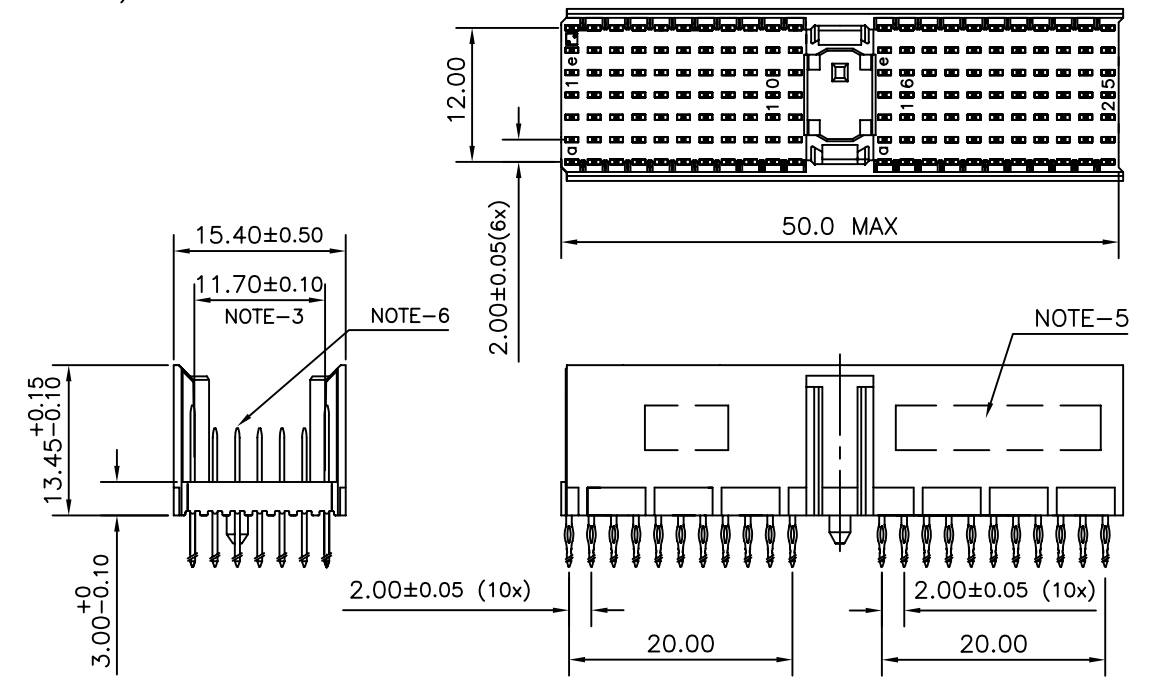
FCIconnect.com

Copyright FCI

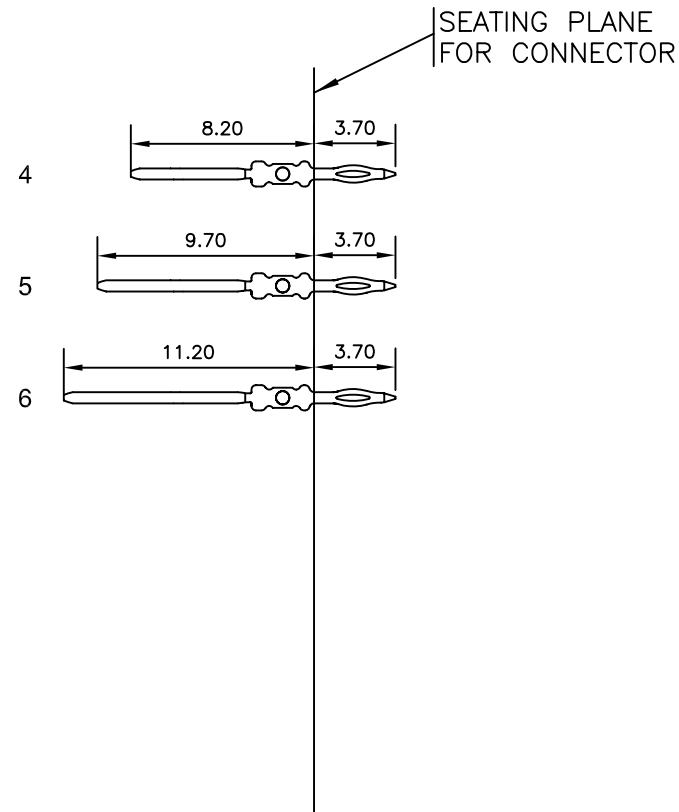
LOADING PATTERN MATING SIDE

f	4	4	4	4	4	4	4	4	4	4	4	6	6	6	5	5	5	5	4	4	4	4
e	4	4	4	4	4	4	4	4	4	4	4	6	6	6	5	5	5	5	4	4	4	4
d	4	4	4	4	4	4	4	4	4	4	4	6	6	6	5	5	5	5	4	4	4	4
c	4	4	4	4	4	4	4	4	4	4	4	6	6	6	5	5	5	5	4	4	4	4
b	4	4	4	4	4	4	4	4	4	4	4	6	6	6	5	5	5	5	4	4	4	4
a	4	4	4	4	4	4	4	4	4	4	4	6	6	6	5	5	5	5	4	4	4	4
z	4	4	4	4	4	4	4	4	4	4	4	6	6	6	5	5	5	5	4	4	4	4
P	0											1										
S	1											5										

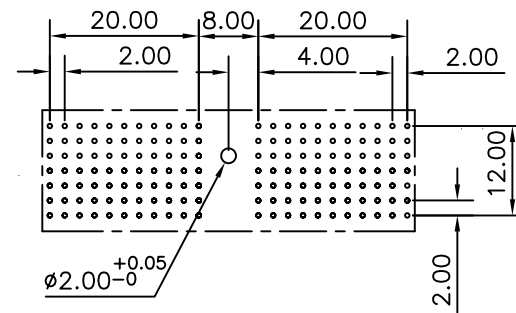
LOADED CONNECTOR ASSEMBLY  
(FOR EXAMPLE)



CONTACT OVERVIEW



LAY-OUT P.C.B.-HOLE



HM2P07PDL395-  
LEAD FREE INDICATOR : LF = LEAD FREE  
(DIGIT 15 & 16)

PLATING CODE (DIGIT 13 AND 14)  
(REF DRW NO. BS,C , 201844 , 003)

NOTES

- THIS PRODUCT IS CSA APPROVED.
- THIS PRODUCT IS UL RECOGNIZED.
- MEASURED AT THE BOTTOM.
- MATERIAL CONTACT: PHOSPHORBRONZE  
HOUSING: CREAM WHITE GLASS FILLED POLYESTER UL-94V0
- CONNECTOR PRINTED WITH P/N AND DATE CODE.
- FOR ACTUAL CONTACT LOADINGS, SEE LOADING PATTERN MATING SIDE.
- SHAPE OF CONNECTOR HOUSING CAN ALTER DEPENDING ON PRODUCTION LOCATION
- THE PRODUCT (LF) MEETS EUROPEAN UNION DIRECTIVES AND OTHER COUNTRY REGULATIONS AS DESCRIBED IN GS-22-008
- FOR RECOMMENDED PTH DIMENSIONS REFER DRAWING : BS, A , 201572 , 001

CATALOG NO: HM2P07PDL395----

mat'l. code SEE NOTE 4				surface ISO 1302 ✓	tolerance ISO 406 ISO 1101	projection MM	product family MILLIPACS			
ltr	ecn no	dr	date	tolerances unless otherwise specified		MM	title MPACS 5+2R STR HDR PF CONN TYPE A			
A	108-0143	MINI	2008-10-17	angles	linear		dwg no BS, C ,203028, 838			
				0°±1°						
				dr	MINI K VANDANATH	2008-10-17	sheet 1 of 1			
				enr	ALEX BABU	2008-10-17	size A3			
				chr	ALEX BABU	2008-10-17				
				appd	ALEX BABU	2008-10-17	type Product Customer Drawing			
sheet index	revision	A								
	sheet	1								

# Mouser Electronics

Authorized Distributor

Click to View Pricing, Inventory, Delivery & Lifecycle Information:

[FCI / Amphenol:](#)

[HM2P07PDL395N9LF](#)