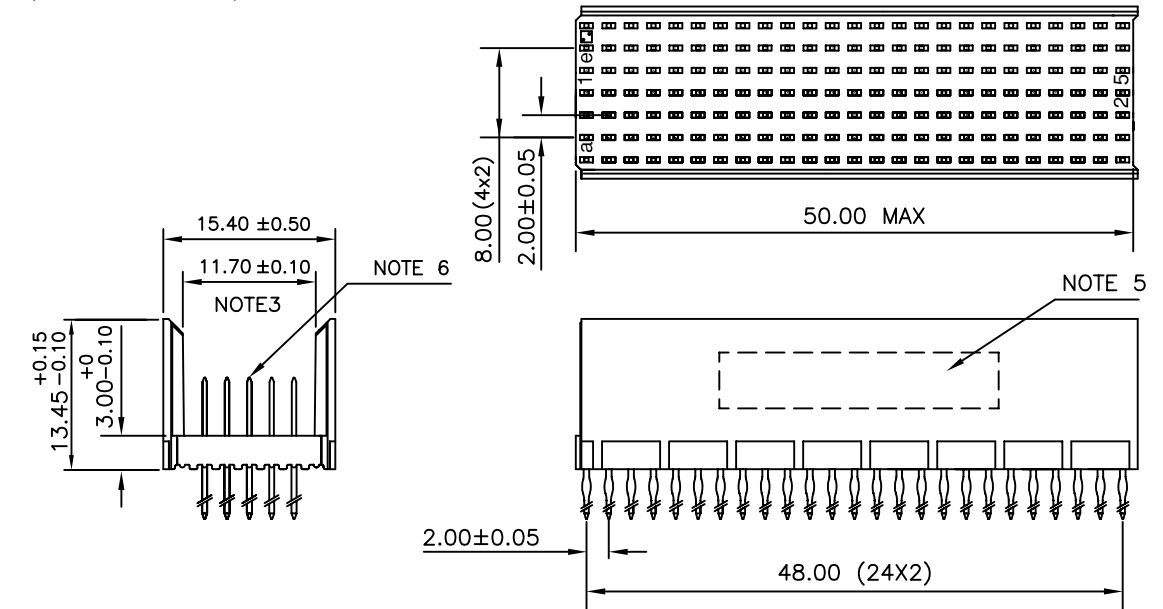
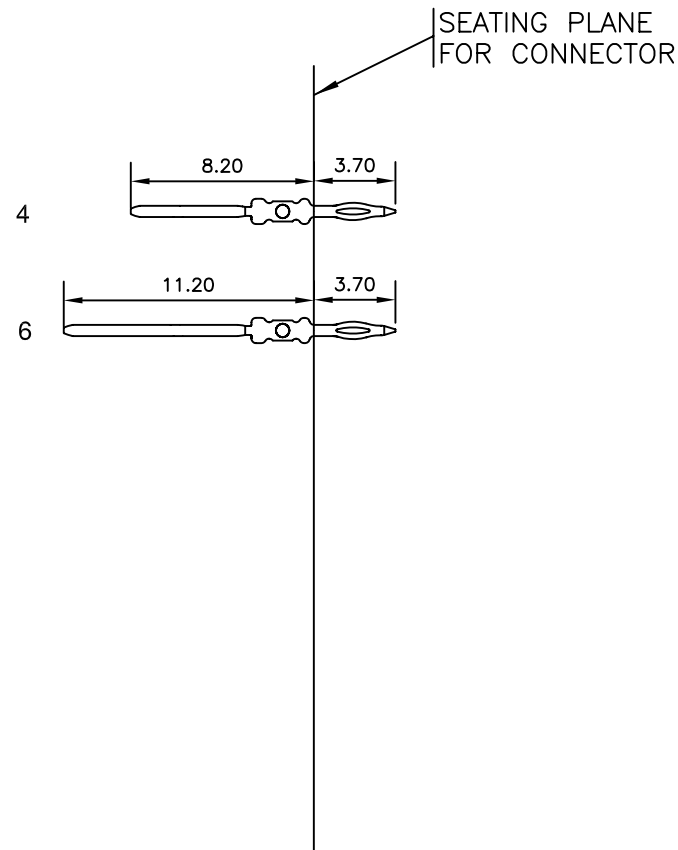


LOADING PATTERN MATING SIDE

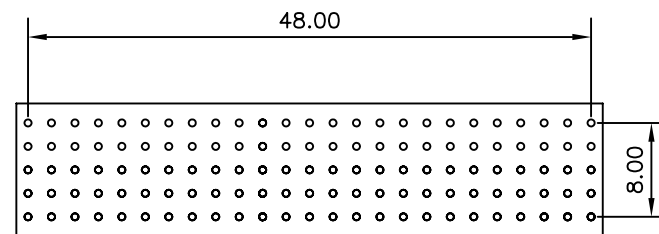
f	0	0	0	0	0	0	0	0	0	0	0	0	0	0	0	0	0	0	0	0	0	0	0
e	4	4	4	4	4	4	4	4	4	4	4	4	4	4	4	4	4	4	4	4	6	6	6
d	4	4	4	4	4	4	4	4	4	4	4	4	4	4	4	4	4	4	4	4	4	4	4
c	4	4	4	4	4	4	4	4	4	4	4	4	4	4	4	4	4	4	4	4	4	4	4
b	4	4	4	4	4	4	4	4	4	4	4	4	4	4	4	4	4	4	4	4	4	4	4
a	4	4	4	4	4	4	4	4	4	4	4	4	4	4	4	4	4	4	4	4	4	4	4
z	0	0	0	0	0	0	0	0	0	0	0	0	0	0	0	0	0	0	0	0	0	0	0
P	0																						
S	1																						

LOADED CONNECTOR ASSEMBLY
(FOR EXAMPLE)

CONTACT OVERVIEW



LAY-OUT P.C.B.-HOLE



HM2P08PDL310

LEAD FREE INDICATOR : LF = LEAD FREE
(DIGIT 15 & 16)PLATING CODE (DIGIT 13 AND 14)
(REF DRW NO. BS,C , 201844 , 003)

NOTES

- THIS PRODUCT IS CSA APPROVED.
- THIS PRODUCT IS UL RECOGNIZED.
- MEASURED AT THE BOTTOM.
- MATERIAL CONTACT: PHOSPHORBRONZE
HOUSING: CREAM WHITE GLASS FILLED POLYESTER UL-94V0
- CONNECTOR PRINTED WITH P/N AND DATE CODE.
- FOR ACTUAL CONTACT LOADINGS, SEE LOADING PATTERN MATING SIDE.
- SHAPE OF CONNECTOR HOUSING CAN ALTER DEPENDING ON PRODUCTION LOCATION
- THE PRODUCT (LF) MEETS EUROPEAN UNION DIRECTIVES AND OTHER COUNTRY REGULATIONS AS DESCRIBED IN GS-22-008
- FOR RECOMMENDED PTH DIMENSIONS REFER DRAWING : BS, A , 201572 , 001

CATALOG NO: HM2P08PDL310----

mat'l. code SEE NOTE 4				surface ISO 1302	tolerance ISO 406 ISO 1101	projection	product family MILLIPACS			
ltr	ecn no	dr	date	tolerances unless otherwise specified		 MM	title MPACS 5+2R STR HDR PF CONN TYPE B			
A	108-0120	MINI	2008-09-22	angles	linear					
				0°±1°						
				dr	MINI K VANDANATH	2008-09-22	dwg no BS, C ,203028, 825			
				enr	ALEX BABU	2008-09-22				
				chr	ALEX BABU	2008-09-22				
				appd	ALEX BABU	2008-09-22				
sheet index	revision sheet	A	1				type Product Customer Drawing			

GEN. ST.		01		02		03		04		05		06		07		08		0D		50		60		70		80		90				
INT. ST.		10	11	12	13	14	18	20	31	32	33	34	38	39	40	42	43	44	45	46	48	56	70	72	73	75	76	81	82	83	84	88

REV.	DATE	DESCRIPTION	BY	C'K'D'
D	2005-06-01	105-0083	ALEX B	BKP
E	2006-08-03	106-0119	ALEX B	BKP
F	2007-04-11	107-0049	ALEX B	BKP
G	2007-05-17	107-0058	ALEX B	BKP

MILLIPACS : CONTACT PLATING CODE OVERVIEW

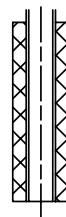
HM2---P------(L-)(LF)

FOR LEAD FREE PLATING
OPTIONAL (NOTE 1)
PLATING CODE (DIGIT 13 AND 14)

PLATING CODE	DESCRIPTION	PERFORMANCE
L9	MALE CONN.: SHORT / WIRE WRAP CONT. FEMALE CONNECTOR	TELCORDIA UE
E9	MALE CONN.: SHORT / WIRE WRAP CONT. FEMALE CONNECTOR	PERFORMANCE LEVEL 1 (500 mating cycles)
N9	MALE CONN.: SHORT / WIRE WRAP CONT. FEMALE CONNECTOR	PERFORMANCE LEVEL 2 (250 mating cycles)/ TELCORDIA CO
Z1	MALE CONN.: SHORT / WIRE WRAP CONT. FEMALE CONNECTOR	PERFORMANCE LEVEL 3 (50 mating cycles)
GE	MALE CONN.: REAR PLUG-UP CONTACTS	TELCORDIA UE
GL	MALE CONN.: REAR PLUG-UP CONTACTS	PERFORMANCE LEVEL 1 (500 mating cycles)
GF	MALE CONN.: REAR PLUG-UP CONTACTS	PERFORMANCE LEVEL 2 (250 mating cycles)/ TELCORDIA CO
GC	MALE CONN.: REAR PLUG-UP CONTACTS	PERFORMANCE LEVEL 3 (50 mating cycles)

NOTE :

- IN CASE OF STR HDR CONNECTORS :
EXTENSIONS CAN BE ADDED TO THE PLATING CODE
IF LUBRICATED CONTACTS ARE REQUIRED
L : LUBRICATED
L1: LUBRICATED TO MEET TELCORDIA GR-1217 CORE REQUIREMENTS
- PLATING AT EON AREA
LF : Sn MATT FINISH PLATING
ALL OTHER PART NOS : SnPb PLATING
- FOR PRODUCT SPEC. REFER GS-12-203



REF NOTE 2 FOR
EON PLATING

1DEC $\pm 0,2$ 2DEC $\pm 0,1$ ANGLES $\pm 1^\circ$	APPR. DRAFT CHECKED	DATE 2003-03-21	SIGN. M.Fret	MPACS CONTACT PLATING OVERVIEW CAT. No. HM2---P------(L-)
WE RESERVE THE RIGHT TO CHANGE DIMENSIONS OR REQUIREMENTS WITHOUT PRIOR NOTICE.	PROD. MGR. PR. ENG. MGR. PR. MGT. MGR.			FCI www.fciconnect.com
ALL DIMENSIONS IN MM	REFERENCES			SCALE
		BS,C ,201844,003 G		

Mouser Electronics

Authorized Distributor

Click to View Pricing, Inventory, Delivery & Lifecycle Information:

[FCI / Amphenol:](#)

[HM2P08PDL310N9LF](#)