

NOTES:

1. MATERIALS AND FINISHES:

- BODY - ZINC DIE CAST, BRIGHT TIN PLATED (.000180" MIN.)
CONTACT - BRASS, GOLD PLATED (.000030" MIN.)
INSULATOR - PTFE
HOUSING - PBT (GLASS FILLED), COLOR: (SEE TABLE)

2. ELECTRICAL:

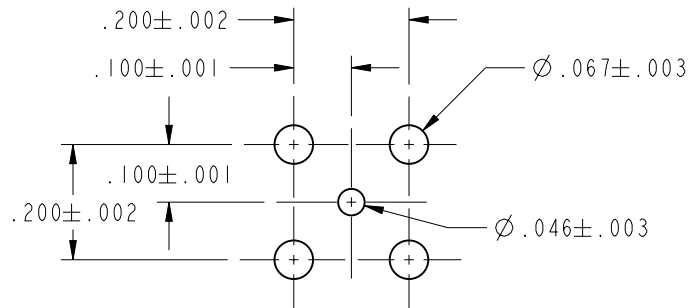
- A. IMPEDANCE = 50 OHM
B. FREQUENCY RANGE = DC TO 2.5 GHz

3. MECHANICAL:

- A. DURABILTIY = 100 CYCLES MIN.
B. TEMERATURE RANGE = -65° C TO +125° C

4. PACKAGING:

- A. QUANTITY: 100 PCS. PER BAG
B. BAG MARKING: AMPHENOL
FAI-NXRP-PCB-8 (SEE TABLE)
DATE CODE (YYWW)
QTY: 100
C. PLASTIC HOUSING SHIPPED LOOSE.



RECOMMENDED PCB
MOUNTING PATTERN

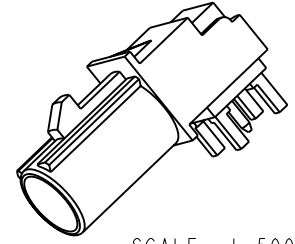
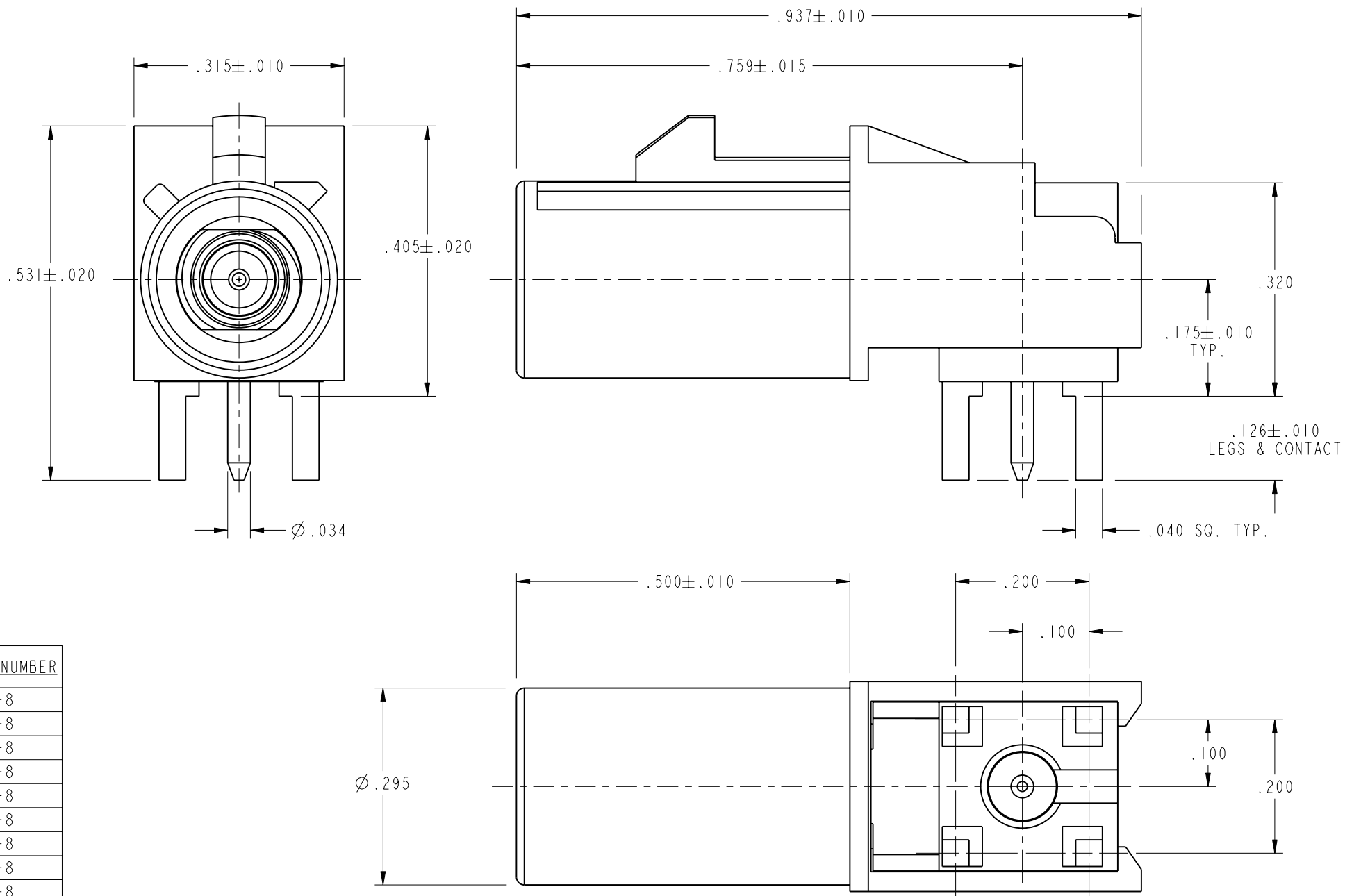
SCALE 3.000

CODING	COLOR	RAL NUMBER	AMPHENOL RF PART NUMBER
A	DEEP BLACK	9005	FAI-NARP-PCB-8
B	SIGNAL WHITE	9003	FAI-NBRP-PCB-8
C	SIGNAL BLUE	5005	FAI-NCRP-PCB-8
D	BORDEAUX VIOLET	4004	FAI-NDRP-PCB-8
E	LEAF GREEN	6002	FAI-NERP-PCB-8
F	BROWN	8011	FAI-NFRP-PCB-8
G	BLUE GREY	7031	FAI-NGRP-PCB-8
H	VIOLET	4003	FAI-NHRP-PCB-8
I	BEIGE	1001	FAI-NIRP-PCB-8
K	CURRY YELLOW	1027	FAI-NKRP-PCB-8
L	DAHLIA YELLOW	1033	FAI-NLRP-PCB-8
M	PASTEL GREEN	6019	FAI-NMRP-PCB-8
Z	WATER BLUE	5021	FAI-NZRP-PCB-8

FAI-NXRP-PCB-8

REVISIONS

DRAWING NO.	REV	DESCRIPTION	DATE	ECO	APPR
THIRD ANGLE PROJ.	A	RELEASE TO MFG.	12/3/02	44237	BCG



SCALE 1.500

CUSTOMER OUTLINE DRAWING

ALL OTHER SHEETS ARE FOR INTERNAL USE ONLY

UNLESS OTHERWISE SPECIFIED, DIMENSIONS ARE IN INCHES AND TOLERANCES ARE:
2 PLACE DECIMAL 3 PLACE DECIMAL ANGLES
±.015 (0,381 mm) ±.005 (0,127 mm) ± 1°

NOTICE - These drawings, specifications, or other data (1) are, and remain the property of Amphenol Corp. (2) must be returned upon request; and (3) are confidential and not to be disclosed to any person other than those to whom they are given by Amphenol Corp. The furnishing of these drawings, specifications, or other data by Amphenol Corp., or to any other person to anyone for any purpose is not to be regarded by implication or otherwise in any manner licensing, granting rights or permitting such holder or any other person to manufacture, use or sell any product, process or design, patented or otherwise, that may in any way be related to or disclosed by said drawings, specifications, or other data.

MATERIAL

REFERENCE

615X-1826
EAR# 795
GEN# ASSYF16-SMB
GEN# FAI-NXRP-PCB-9-GENERIC

DRAWN

B.C. GLEISSNER

ENGINEER

O. BARTHELMES

APPROVED

O. BARTHELMES

CAD FILE

I:\SMB\FAI-NXRP-PCB-8

DATE

22-Nov-02

DATE

27-Jun-02

DATE

12/2/02

TITLE

FAKRA PLUG, R/A,
PCB MOUNTED,
KEY CODES A - Z

Amphenol

Amphenol Corporation
Communication and Network
Products Division
Danbury, CT U.S.A. 06810

SCALE: 5.0:1

SHEET 2 OF 2

CODE ID

74868

DWG SIZE

B

DRAWING NO.

FAI-NXRP-PCB-8

REV

A

Mouser Electronics

Authorized Distributor

Click to View Pricing, Inventory, Delivery & Lifecycle Information:

[Amphenol:](#)

[FA1-NFRP-PCB-8](#)