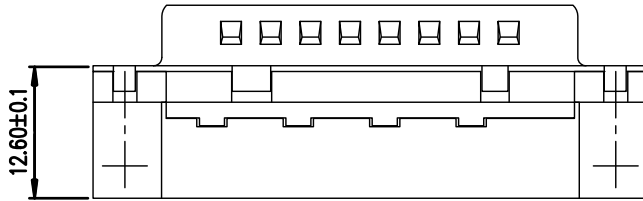
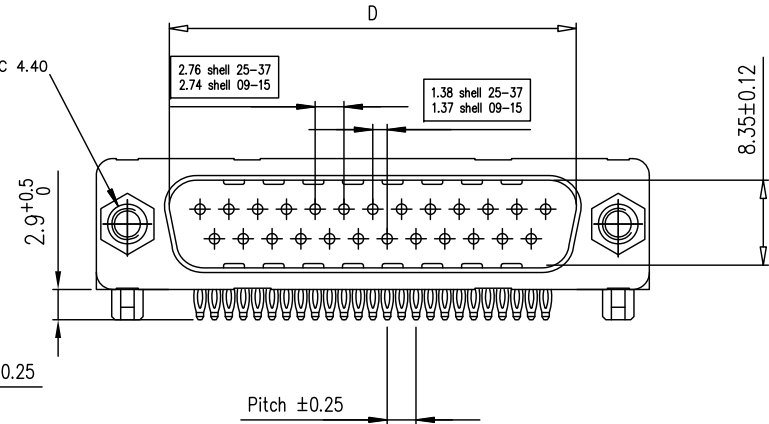
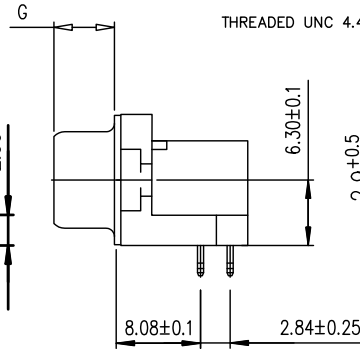
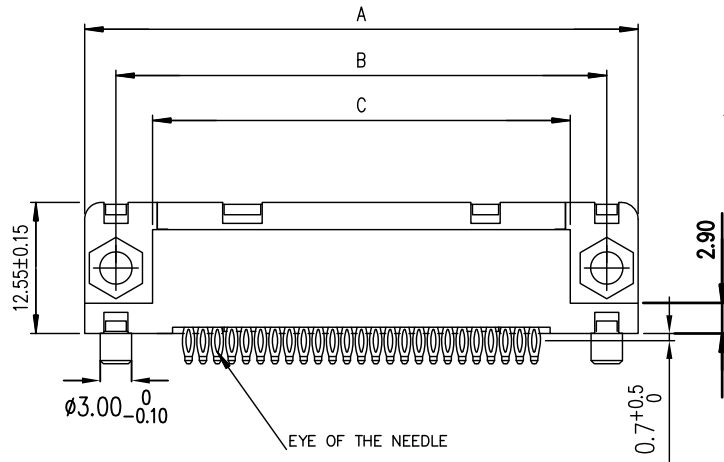
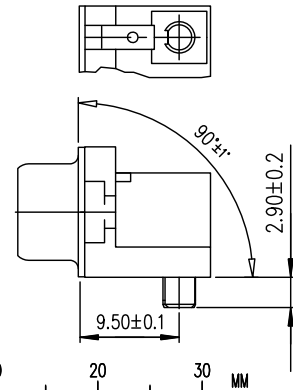


view shown without plastic pin

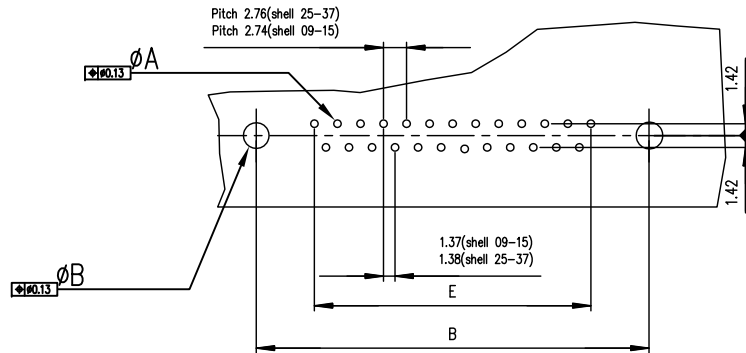


SHELL	A±	0.38	B±	0.12	C±	±0.10	D	+0.25 0	E±	0.07	G	PART NUMBER	PART NUMBER
09	30.81		24.99		18.00		16.79		10.96		5.90	D09P80C4PX00LF	D09P80C6PX00LF
15	39.14		33.32		26.32		25.12		19.18		5.90	D15P80C4PX00LF	D15P80C6PX00LF
25	53.03		47.04		40.04		38.84		33.12		5.70	D25P80C4PX00LF	D25P80C6PX00LF
37	69.32		63.50		56.50		55.30		49.68		5.70	D37P80C4PX00LF	D37P80C6PX00LF
												Gold flash	0,76 » gold

Detail of plastic pin



PC card drilling dimensions(after plating)
(thickness 1.60 or 2.40±0.20mm)



GENERAL CHARACTERISTICS AND ROHS INFORMATIONS:

SEE DRAWING C01-8646-0001

mat'l. code				surface ISO 1302			tolerance ISO 406 ISO 1101			projection		product family D-SUB		
ltr				ecn no			date			tolerances unless otherwise specified		title		
A				LS08-0211			MPE 2008-11-12			angles		MALE CONNECTOR USA		
B				ELX-I-24379			AAB 2016-06-22			linear		RIGHT ANGLED PRESS-FIT		
										0°±2°		scale 2:1		
							dr			PESSON		dwg no		
										2008-11-12		sheet 1 of 1		
							engr			MITHUN PAUL		size		
										2016-06-22		A3		
							chr			ATHUL A.B		C-8646-0918		
										2016-06-22		type		
							appd			BIJU K PAUL		Product Customer Drawing		
sheet index				revision			B							
				sheet			1							

Mouser Electronics

Authorized Distributor

Click to View Pricing, Inventory, Delivery & Lifecycle Information:

[Amphenol:](#)

[D09P80C6PX00LF](#) [D37P80C6PX00LF](#) [D37P80C4PX00LF](#) [D15P80C4PX00LF](#)