

NOTES:

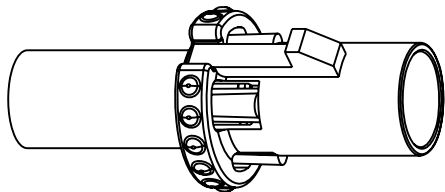
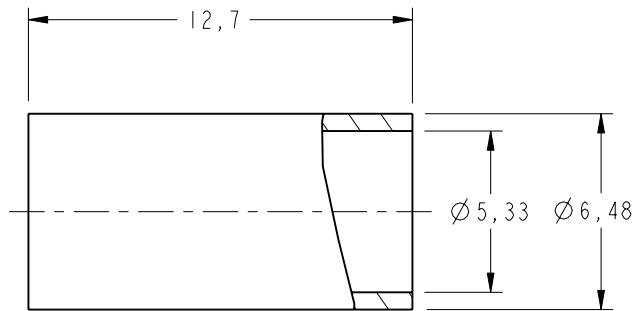
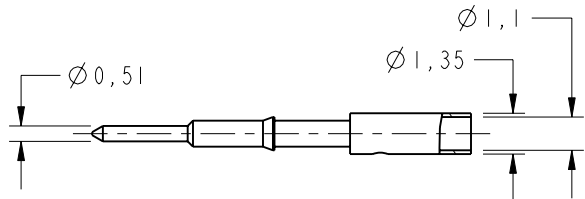
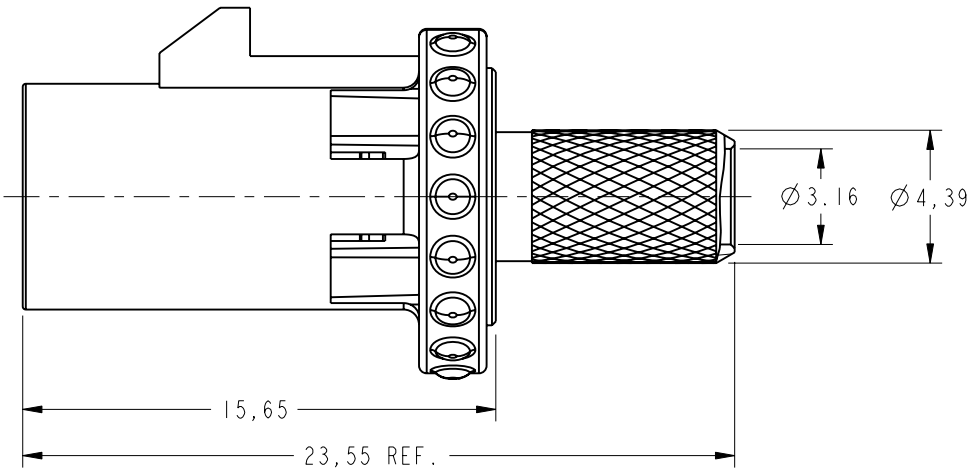
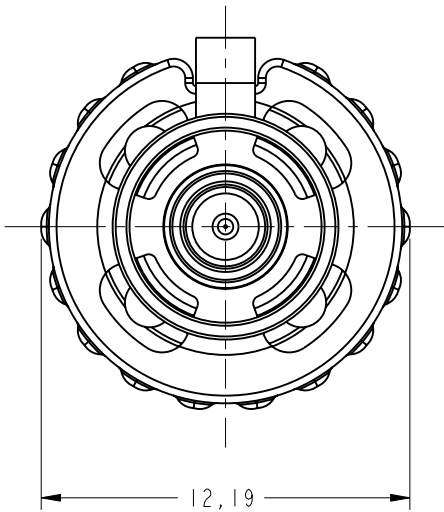
1. MATERIALS AND FINISHES(PLATING THICKNESS IN MICRO-INCHES):
BODY - ZINC DIECAST, NICKEL PL. (150 MIN/200MAX).THICK OVER COPPER PL. (100 MIN/200MAX)THICK
CONTACT - BRASS, GOLD PL. 30 MIN. THICK OVER NICKEL PL. 100 MIN. THICK OVER NICKEL STRIKE
INSULATOR - PTFE PER ASTM D1710
FERRULE - NICKEL PL. 100 MIN.THICK OVER COPPER STRIKE
HOUSING - NYLON 46,30% GLASS FILLED,COLOR PER TABLE
2. ELECTRICAL:
A. IMPEDANCE: 50 OHM
B. VSWR: 1.180 (DC - 2.0 GHz); 1.222 (2.0 - 4.0 GHz).
3. MECHANICAL:
A. DURABILITY: 100 CYCLES MIN.
B. TEMPERATURE RANGE: -65° C TO 165° C
4. PACKAGING:
A. QUANTITY: SINGLE PACK
B. MARKING: BAG TO BE MARKED
"AMPHENOL, 2FAI-NXSP-C04-1, AND DATE CODE"
5. RECOMMENDED CABLE ASSEMBLY INSTRUCTIONS
FOUND ON AMPHENOL SPEC. 349-50695

THIRD ANGLE PROJ.



REVISIONS

REV	DESCRIPTION	DATE	ECO	APPR
A	RELEASE TO MFG.	10/21/02	44201	MAH
F	A>UPDATED THE NOTES \RD-DM07120601E\ B>ADDED RECOMMENDED CABLE STRIPPING DIM'S C>ADDED SHEET 2 D>Ø 5.33 WAS: Ø 5.23 E>Ø 6.48 WAS: Ø 6.22	1/14/08	46864	BCG



SCALE 2.000

METRIC DRAWING

CONFIGURATION CONTROL:
NO CHANGES PERMITTED TO DRAWING WITHOUT
PPAP QUALIFIED CUSTOMER APPROVAL

CUSTOMER OUTLINE DRAWING

ALL OTHER SHEETS ARE FOR INTERNAL USE ONLY

KEY CODE	ASSEMBLY PART #	COLOR	RAL NO
A	2FAI-NASP-C04-1	JET BLACK	9005
B	2FAI-NBSP-C04-1	CREAM	9001
C	2FAI-NCSP-C04-1	SIGNAL BLUE	5005
D	2FAI-NDSP-C04-1	CLARET VIOLET	4004
E	2FAI-NESP-C04-1	LEAF GREEN	6002
F	2FAI-NFSP-C04-1	NUT BROWN	8011
G	2FAI-NGSP-C04-1	BLUE GREY	7031
H	2FAI-NHSP-C04-1	HEATHER VIOLET	4003
I	2FAI-NISP-C04-1	BEIGE	1001
K	2FAI-NKSP-C04-1	CURRY	1027
L	2FAI-NLSP-C04-1	CARMINE RED	3002
M	2FAI-NMSP-C04-1	PASTEL ORANGE	2003
N	2FAI-NNSP-C04-1	PASTEL GREEN	6019
Z	2FAI-NZSP-C04-1	WATER BLUE	5021

UNLESS OTHERWISE SPECIFIED, DIMENSIONS ARE METRIC AND TOLERANCES ARE: 1 PLACE DECIMAL ± 0.3MM (.012") 2 PLACE DECIMAL ± .10 MM (.004") ANGLES ± 1° NOTICE - These drawings, specifications, or other data (1) are, and remain the property of Amphenol corp. (2) must be returned upon request; and (3) are confidential and not to be disclosed to any person other than those to whom they are given by Amphenol Corp. the furnishing of these drawings, specifications, or other data by Amphenol Corp., or to any other person to anyone for any purpose is not to be regarded by implication or otherwise in any manner licensing, granting rights to permitting such holder or any other person to manufacture, use or sell any product, process or design, patented or otherwise, that may in any way be related to or disclosed by said drawings, specifications, or other data.	MATERIAL - -	DRAWN MIKE HOYACK	DATE 11-Sep-02	TITLE FAKRA STRAIGHT PLUG C04 CABLE GROUP (RG-58)			Amphenol RF Danbury CT USA, Tainan, Taiwan, Shenzhen, China www.amphenolrf.com	
		ENGINEER MIKE HOYACK	DATE 11-Sep-02				DRAWING NO. 2FAI-NXSP-C04-1	
	REFERENCE EAR 533 GEN# ASSYM2_FAKRA 615X-1775-400 KDC = KEY DESIGN CHARACTERISTICS	APPROVED O.BARTHELMES	DATE 21-Oct-02				SCALE: 4.0:1.0	SHEET 2 OF 2
		CAD FILE	DWG SIZE B	CODE ID 74868	REV F	ITEM NO. 2FAI-NXSP-C04-1		
	FINISH	I:\FAKRA\2FAI-NXSP-C04-1				PART NO. 2FAI-NXSP-C04-1		

Mouser Electronics

Authorized Distributor

Click to View Pricing, Inventory, Delivery & Lifecycle Information:

[Amphenol:](#)

[2FA1-NZSP-C04-1](#)