

ELECTRICAL CHARACTERISTICS

- Impedance: 50 Ohm
- Working frequency: 1GHz max
- Dielectric with standing voltage: 600V
- Insulation resistance 5000: 14 Ohm
- Contact resistance < 5 mOhm
- Insertion loss: < 0.2 dB

MECHANICAL CHARACTERISTICS

- Mating force per set of contact 0.4 N to 9 N
- Mating endurance 500
- Temperature -55°C to +125 °C

TOOLING




- Coaxial contact extraction tool 8630-07A

DM537403NCLF	STRAIGHT MALE COAXIAL CONTACT	2.75	4.00	4.40	5.45	RG 195 A/U RG 180 B/U
DM53740NCLF	STRAIGHT MALE COAXIAL CONTACT	1.00	1.75	2.32	3.20	RG 196 A/U RG 178 B/U
DM537401NCLF	STRAIGHT MALE COAXIAL CONTACT	1.70	2.46	3.13	3.84	RG 188 A/U RG 179 B/U RG 316 /U
PART NUMBER	DESIGNATION	$\phi A^{+0.10}_0$	$\phi B^{\pm 0.05}$	$\phi C^{+0.10}_0$	$\phi D^{\pm 0.10}$	CABLE REF.

NOTE:RoHS INFORMATIONS

- The "LF" product meets European union Directives and other country regulations as described in GS-22-008.
- The product is not intended to be exposed to a manufacturing solder process.
- Packaging spec: see GS-14-920.

rev	ecn no	dr	date
A	LS05-0086	MPE	2005/10/14
B	LS05-0107	MPE	2005/12/20
C	LS07-0001	LGO	2007/01/09
D	F10-0086	LSA	2010/08/20
-	-	-	-
-	-	-	-
-	-	-	-

www.fciconnect.com			surface ISO 1302 ✓		tolerance std ISO 406 ISO 1101		projection 		mm 		
			TOLERANCES UNLESS OTHERWISE SPECIFIED								
Dr	PESSON	2005/10/14	ANGULAR 0.XX ±2	LINEAR	0.X	±0.1	size A3	Scale 5			
Eng	PESSON	2005/10/14			0.XX	±0.1					
Chr	LEGARE	2005/10/14			0.XXX	±0.1		ECN F10-0086			
Appr	LEGARE	2005/10/14	Product family			D-SUB		Spec ref -			
			title STRAIGHT MALE COAXIAL CONTACT CRIMP TO CABLE				dwg no C01-8639-2153			Rev. D	
			catalog no -				CUSTOMER sheet 1 of 1				

Mouser Electronics

Authorized Distributor

Click to View Pricing, Inventory, Delivery & Lifecycle Information:

[Amphenol:](#)

[DM537403NCLF](#) [DM53740NCLF](#) [DM537401NCLF](#)